




Vivos em Jesus

CURRÍCULO DA ESCOLA
SABATINA



VISÃO GERAL E LIÇÕES MODELO





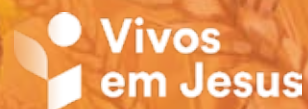
«Amarás o Senhor teu Deus
com todo o teu coração,
com toda a tua alma
e com toda a tua força.
E estas palavras que hoje te ordeno
estarão no teu coração.
Ensinarás diligentemente aos teus filhos
e falarás delas quando estiveres
sentado em tua casa,
quando andares pelo caminho,
quando te deitares e quando te levatares.»

DEUTERONÓMIO 6:5-7

O agradecimento aos colaboradores do Alive in Jesus pelas publicações apresentadas nesta brochura pode ser encontrado nas próprias publicações.

Salvo indicação em contrário, os textos bíblicos são da ARC (Almeida Revista e Corrigida).
Usado com permissão. Todos os direitos reservados.






As citações bíblicas marcadas com ICB são da International Children's Bible, copyright © 1986, 1988, 1999, 2015 por Tommy Nelson. Usado com permissão. Todos os direitos reservados.



Índice

Fundamentação.....	2
Fundamento: A Bíblia	2
Pilares.....	3
Visão Geral do Currículo	4
Contribuição Global	6
Bebés.....	8
Auxiliar do Monitor Para Bebés.....	10
Trimensário do Aluno dos Iniciantes	12
Trimensário do Aluno dos Infantis.....	18
Trimensário do Aluno dos Primários	26
Auxiliar do Monitor dos Iniciantes	35
Auxiliar do Monitor dos Infantis	40
Auxiliar do Monitor dos Primários.....	47

Datas de Lançamento

ANO A	ANO A	ANO B	ANO C	ANO A
2025	2026	2027	2028	2029 →
Bebés Recém-nascidos 12 meses Iniciantes 1-3 anos 	Bebés Recém-nascidos 12 meses Iniciantes (Repete) 1-3 anos Infantis 4-6 anos Primários 7-9 anos	 	 	Bebés Recém-nascidos 12 meses Iniciantes (Repete) 1-3 anos Infantis 4-6 anos Primários 7-9 anos Juvenis 10-12 anos Adolescentes 13-14 anos Jovens 15-18 anos



Fundamentação

O Currículo da Escola Sabatina *Vivos em Jesus* é um currículo bíblico desenvolvido pelo Departamento de Escola Sabatina e Ministérios Pessoais da Conferência Geral dos Adventistas do Sétimo Dia. Ele visa nutrir a vida espiritual das nossas crianças e jovens desde a infância até aos 18 anos de idade. Recebemos o conselho de “instruir a criança no caminho em que deve andar e, mesmo quando envelhecer não se desviará dele” (Provérbios 22:6). Esta formação não é tarefa fácil. O *Vivos em Jesus* procura equipar e capacitar pais, cuidadores, monitores/diretores da Escola Sabatina e outros para modelar e promover um relacionamento próspero entre as crianças e Jesus, nas suas esferas de influência.

Jesus estende a Sua mão para crianças e adultos em todos os lugares e diz: “Eu vim para que tenham vida e a tenham em abundância” (João 10:10). O objetivo do Currículo da Escola Sabatina *Vivos em Jesus* é fazer discípulos que façam discípulos – encorajar os jovens em todo o mundo a segurar a mão de Jesus, que nunca os soltará, a conhecer a verdade revelada na Sua Palavra e a crescer diariamente no relacionamento com Ele, a permanecer firmes e a adorar somente o Criador nestes últimos dias, e a partilhar isto com outros para fazer a diferença para a eternidade.

Ao incluir o que já se sabe sobre os estágios do desenvolvimento da fé e o importante papel dos pais e cuidadores na formação da fé, as melhores práticas educacionais encontram a narrativa e as verdades bíblicas, a fim de fazer crescer a fé e transmitir uma clara visão adventista do mundo por meio do ensino e da aprendizagem neste período contínuo de 18 anos.

Fundamento: A Bíblia

Assim como a Bíblia se torna central nas nossas vidas quando permanecemos em Jesus, a Palavra de Deus também constitui o cerne do Currículo *Vivos em Jesus*. Ela é tanto a base como o veículo para alcançar os resultados desejados. Para estarmos vivos em Cristo, Jesus convida-nos a permanecer na Sua Palavra (ver João 8:31; 15:7). Quando O escolhemos, confiamos n’Ele, buscamos-Lo e guardamos a Sua Palavra como o princípio orientador central das nossas vidas (ver 1 João 2:5). Esta Palavra é viva, poderosa e doce para as nossas almas (ver Hebreus 4:12; I Pedro 1:23; Salmo 119:103).

O Currículo *Vivos em Jesus* apresenta Jesus às crianças e aos jovens, trazendo as maravilhosas histórias e lições da Bíblia (incluindo uma clara visão adventista do mundo e as 28 crenças fundamentais) para as nossas vidas. Este currículo mostra aos jovens que as verdades da Bíblia são imutáveis e confiáveis, equipando-os para estudar a Bíblia de forma significativa por si mesmos, a fim de, em última análise, partilharem as verdades eternas da Bíblia com outras pessoas.

O objetivo central de usar a Bíblia de forma tão intencional no Currículo *Vivos em Jesus* é atrair crianças e jovens para um relacionamento crescente com Jesus, o Doador da Palavra, que durará para sempre.

Pilares

1. GRAÇA

Somos vivificados em Jesus pelo dom e pelo poder da Sua graça, que flui do Seu coração misericordioso e amoroso (ver Efésios 2:4, 5). Quando vivemos num relacionamento duradouro com Jesus, recebemos esta graça e aceitamos o Seu amor por nós (ver João 15:9). Este amor gracioso pelos pecadores mais indignos tem o poder de cativar o coração e criar uma nova vida espiritual na alma.

O Currículo da Escola Sabatina *Vivos em Jesus* mostra às crianças e aos jovens que Jesus os ama pessoalmente e que Ele oferece graça e salvação a todas as pessoas. Este dom incrível é gratuito, imerecido e difícil de compreender. No entanto, quando o aceitamos, ele transforma-nos e leva-nos a responder a Deus com amor e obediência.

O *Vivos em Jesus* procura abraçar, desafiar e fortalecer as crianças e os jovens na sua caminhada pessoal com Ele. Ensina a verdade bíblica de uma forma redentora, sem presumir que todos já escolheram Jesus e, ao mesmo tempo, não evita questões difíceis.

2. DESENVOLVIMENTO DO CARÁTER

Quando vivemos num relacionamento duradouro com Jesus e experimentamos a Sua graça, permitimos que Ele nos “pode” quando precisamos (João 15:2), para produzirmos frutos (ver versículo 4) para a Sua glória.

O Currículo da Escola Sabatina *Vivos em Jesus* procura mostrar a todas as crianças que elas são valorizadas, amadas e aceites, ao mesmo tempo que mostra o “fruto”, ou caráter semelhante ao de Cristo, que cresce e se desenvolve nos nossos corações à medida que permanecemos n’Ele. O fruto que resulta de uma conexão viva com o Salvador leva transformação às nossas vidas, lares e comunidades.

3. MISSÃO

Quando estamos vivos em Cristo, ansiamos que outros experimentem a mesma alegria da salvação que recebemos (ver João 15:11; Salmo 51:12 e 13). O *Vivos em Jesus* procura promover uma caminhada com Jesus, cheia de confiança e alegria, que dura toda a vida e não pode ser contida!

Procura nutrir as crianças para que se tornem apaixonadas por partilhar o evangelho e o Salvador que em breve virá. Ellen White lembra-nos: “É no serviço que encontraremos a nossa maior alegria e a nossa mais elevada educação”.

É também ao testemunhar que a nossa fé é fortalecida, como consequência da partilha do evangelho com o mundo. Em última análise, este Currículo procura treinar os nossos jovens para serem agentes ativos na missão da Igreja.



Escola Sabatina Vivos em Jesus

Visão Geral do Currículo

O currículo da Escola Sabatina *Vivos em Jesus* procura facilitar o crescimento do amor por Jesus e a Sua missão, apoiando famílias e indivíduos no estudo diário da Palavra de Deus. O objetivo do *Vivos em Jesus* é formar discípulos que formem outros discípulos.



BEBÊS

Recém-nascidos
12 meses



INICIANTE

1-3 anos



INFANTIS

4-6 anos

OBJETIVOS DE REDAÇÃO

APELO

Escrever e elaborar lições que exaltem Cristo de uma forma que atraia, convide e envolva.

*“Com amor te atraí”
(Jer. 31:3)*

CLAREZA

Apresentar histórias e ensinamentos da Bíblia de forma clara e precisa.

*“Divide bem a palavra da verdade”
(II Tim. 2:15)*

PILARES

DESENVOLVIMENTO DO CARÁTER

O *Vivos em Jesus* ensina às crianças que elas são valorizadas, amadas e aceitas, mostrando simultaneamente o “fruto”, ou caráter cristão, que cresce e se desenvolve nos nossos corações à medida que permanecemos n’Ele. Este foco no desenvolvimento do caráter pode ser visto na Grande Ideia e no título de abertura e surge através da narrativa bíblica. Ele é ampliado por meio dos recursos de aprimoramento diário em todos os níveis do Currículo, por meio das perguntas para discussão em família, conversas intergeracionais sobre fé e lições objetivas ou atividades de inteligência múltipla que trazem lições memoráveis.

A BÍBLIA: O Alicerce

Com a Bíblia como alicerce, o Currículo *Vivos em Jesus* apresenta Jesus às crianças e aos jovens, trazendo as maravilhosas histórias e lições da Bíblia para a vida do século XXI.

LÊ MAIS EM
aliveinjesus.info



PRIMÁRIOS

7-9 anos



JUVENIS

10-12 anos



ADOLESCENTES

13-14 anos



JOVENS

15-18 anos

DESCOBERTA

Desafiar o pensamento, promover a aprendizagem profunda e incentivar a reflexão.

“Nele [Cristo] estão escondidos todos os tesouros da sabedoria e do conhecimento” (Col. 2:3)

CONVICÇÃO

Falar ao coração e promover um relacionamento salvador com Jesus.

“Amarás o Senhor teu Deus de todo o teu coração” (Deu. 6:5)

AÇÃO

Incentivar uma resposta ao chamado de Deus para crescer, partilhar e fazer a Sua vontade.

“Sede cumpridores da palavra, e não apenas ouvintes” (Tia. 1:22)

GRAÇA

O *Vivos em Jesus* mostra aos alunos que Jesus os ama pessoalmente e que Ele oferece graça e salvação a todos. Este presente incrível é gratuito, imerecido e difícil de compreender. No entanto, quando o aceitamos, ele transforma-nos e leva-nos a responder a Deus com amor e obediência. A verdade bíblica é ensinada de forma redentora, sem presumir que todos escolheram Jesus; ao mesmo tempo, sem evitar perguntas difíceis.

MISSÃO

O *Vivos em Jesus* promove uma caminhada com Jesus cheia de confiança, alegria e que dura toda a vida, que não pode ser contida! Procura fazer das nossas crianças “influenciadores” ativos de Jesus, que partilham apaixonadamente as boas novas do evangelho e a mensagem adventista do fim dos tempos com o mundo em que vivem. Cada lição incorpora um foco missionário ativo.

Incluindo uma clara visão adventista do mundo e as 28 crenças fundamentais, este Currículo mostra aos jovens que as verdades da Bíblia são imutáveis e confiáveis, equipando-os para estudar a Bíblia de forma significativa por si mesmos.

Contribuição Global

Não é uma tarefa fácil criar um currículo para um público global com muitas necessidades e contextos variados. Estamos comprometidos com a representação e inclusão de todas as pessoas e temos vários processos de supervisão rigorosos para garantir isso. Todas as lições são submetidas a um processo de revisão pago, realizado por uma série de especialistas de todo o mundo e todas recebem contribuições do Instituto de Pesquisa Bíblica. Além disso, comissões de direção de nível inferior e superior dão orientação para o desenvolvimento do Currículo *Vivos em Jesus*. Estas comissões têm representação global de diretores da Divisão dos Ministérios Infantis, diretores de Juventude, especialistas em currículo, educadores/professores e pais, juntamente com alguns membros do Departamento da Escola Sabatina e Ministérios Pessoais (SSPM) da Conferência Geral (CG).

PROJETO PILOTO GLOBAL

Em janeiro de 2023, foi realizado um projeto piloto global que abrangeu quatro dos sete níveis deste novo currículo: Iniciantes, Infantis, Primários e Juvenis. Todas as divisões foram convidadas a participar deste projeto piloto. Globalmente, participaram 55 igrejas em 15 regiões, representando 18 idiomas. As igrejas receberam conjuntos completos de trimensários e auxiliares, para alunos e monitores, respetivamente, e todos os recursos associados. O *feedback* deste público global ao nível de base ajudou a refinar o currículo.

Foram recebidas mais de 826 respostas à pesquisa pós-piloto. Mais de 95% dos inquiridos indicaram que consideraram o novo currículo bom, ótimo ou excelente. O *feedback* positivo indica que os objetivos do *Vivos em Jesus* estão a ser alcançados. Como resultado do *feedback*, pequenas alterações foram feitas para fortalecer as lições.

Foram expressos agradecimentos por muitos aspetos do currículo:

“É um currículo muito educativo, inspirador, interativo e interessante. Melhorou realmente o nosso crescimento espiritual.” – Pai, Divisão da África Centro-Oeste

“Achei a lição muito dinâmica, uma maneira muito prática e simples de contar a história. Consegui manter a atenção da minha filha por mais tempo. E a nossa família adorou as atividades semanais, fizemos todas com grande alegria. Como mãe, estou muito satisfeita com este novo currículo.” – Pai, Divisão Inter-Americana

“Adorei que tivéssemos algo significativo para ler todos os dias. Como pais, vamos sentir falta deste material!” – Pai, União Missionária Chinesa

“As imagens são adequadas. Gosto das cores e tonalidades utilizadas. O meu filho de 2 anos ficou muito atraído por elas. Ele aprendeu novas palavras. Estou muito impressionado com tudo o que ele aprendeu com o livro e com a monitora.” – Pai, Divisão Sul-Americana

“As ilustrações são INCRÍVEIS. O foco em envolver todos os membros da família, em vez de apenas a criança que lê o manual, foi a minha parte favorita.” – Pai, Divisão Norte-Americana

“O meu filho e eu realmente gostamos das imagens e do design. A inclusão das imagens das crianças no livro para iniciantes é ótima! Há crianças de pele escura (algo que não era comum ver antes), crianças com deficiência e crianças a brincar com animais e na Natureza. Muito bem feito!” – Pai, Divisão Inter-Europeia

“As histórias são mais interessantes do que o currículo antigo. Perguntas muito interessantes para reflexão. Usamos mais as nossas Bíblias. É interativo e podemos conversar com os nossos amigos sobre isto.” – criança do ensino básico, Divisão Sul da Ásia-Pacífico

“Tanta variedade de atividades. As lições objetivas foram fantásticas! Ter os trabalhos manuais preparados para nós foi incrível.” – Monitor da Escola Sabatina, Divisão do Pacífico

“Ensinou-me novas possibilidades de ensino.” – Monitor da Escola Sabatina, Divisão Trans-Europeia

“Há muitas atividades, sugestões e instruções para realizar um programa maravilhoso para as crianças – mesmo que a pessoa tenha pouca ou nenhuma experiência como monitor” – monitor da Escola Sabatina, Divisão Norte-Americana

“Fez-me perceber a importância da educação religiosa para as crianças e motivou-me a ensinar os meus filhos adequadamente.” – Monitor da Escola Sabatina, Divisão Ásia-Pacífico Norte



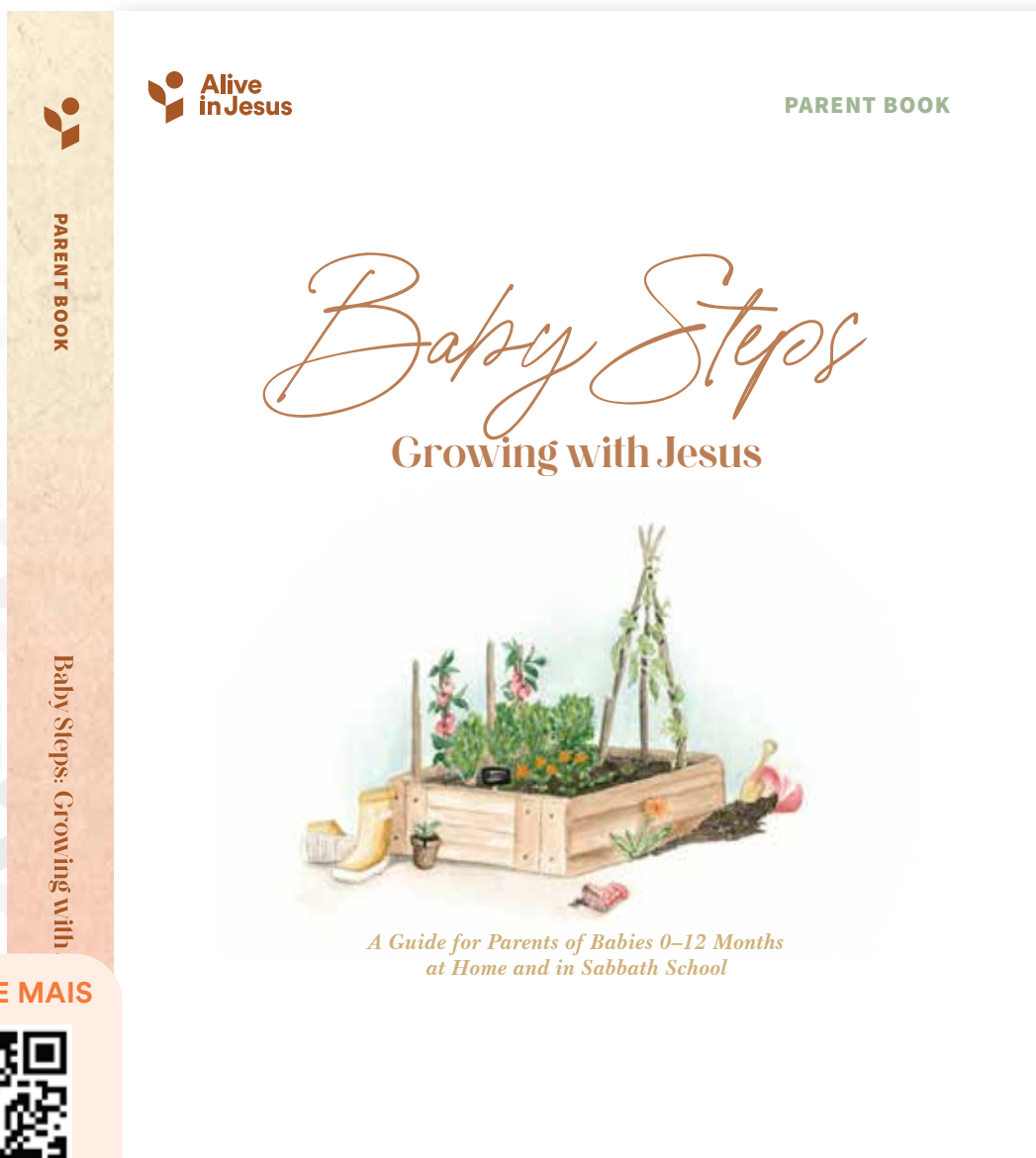
Bebés

Livro Para os Pais

IDADE 0-12 MESES

Apresente Jesus ao seu filho desde o nascimento. Converse, cante e brinque com o seu bebé enquanto ele aprende sobre Jesus através de uma rotina simples de adoração diária.

O **Livro para os Pais** foi escrito especificamente para vos encorajar com estratégias práticas e ideias para nutrir a vida espiritual do vosso bebé. No final do livro, também encontrará quatro programas simples da Escola Sabatina para bebés.



APRENDE MAIS



aij.info

LIÇÕES DA ESCOLA SABATINA

A segunda metade do **Livro dos Pais** inclui quatro programas simples da Escola Sabatina para usarem em casa.

Contents

1. Your Baby
2. How to Use This Guide

PART 1 | Growing a Love for Jesus at Home

3. The Foundation for Spiritual Growth
 - Love
 - Trust
 - Obedience
4. Your Own Spiritual Needs
 - Little Eyes Watching
 - Step Into Good Habits
 - Invest in Your Spiritual Health (Bible reading and prayer)
 - Invest in Your Physical and Emotional Health
5. Spiritual Habits for the Family
 - Family Worship
 - The Sabbath
 - Church
 - Baby Dedication
6. Growing With Jesus in Each Developmental Stage
 - 0–3 Months
 - 3–6 Months
 - 6–9 Months
 - 9–12 Months

7. Other Tools for Your Home
 - Routine and Tidiness in Your Home
 - Music
 - Prayer
 - Community Support

PART 2 | Baby Sabbath School Program

8. The Sabbath School Curriculum at Home
 - The Purpose of the Curriculum
 - Your Role as a Parent
 - The Structure of the Curriculum
 - Baby Worship Box
 - Getting Started
 - Implementing Activities According to Age
9. The Sabbath School Lessons
10. Final Thoughts
11. References and Resources



PARTE 1

A primeira parte do **Livro dos Pais** explora o estabelecimento de boas rotinas espirituais em casa. Também fala aos pais sobre a sua própria caminhada com Deus durante esta fase agitada da parentalidade.

PART 1

Growing a Love for Jesus at Home



3.

The Foundation for Spiritual Growth

For your baby to grow spiritually, an important foundation needs to be laid in the early years. This foundation is made up of three important lessons for your baby. They must learn:

1. To feel loved and to love
2. To trust their loved ones
3. To obey

Love

In the book *Child Guidance* Ellen G. White writes, “The first lesson that children are to be taught is that God is their Father. . . . That God is love is to be taught by every lesson” (p. 487). When your baby feels loved, they will also naturally learn the love God has for them and how to love others. Setting this important foundation in the life of your baby is the most important thing you can do. Thankfully, in the first year of your baby’s life, it takes only very simple interactions through voice tone, eye contact, touch, and dependable care to communicate love. It is the simple things such as feeling the comfort of your closeness and warmth, smiling, talking to them with tenderness, feeding them when they’re hungry, or cuddling them when they’re upset that will

Bebés

Auxiliar do Monitor

O Auxiliar do Monitor da classe dos Bebés partilha quatro programas curtos para a Escola Sabatina. Estes quatro programas são: **Criação**, **O Bom Pastor**, **Noé** e **O Menino Jesus**. Estes programas refletem o que os pais partilham com os seus bebés em casa.



TEACHER GUIDE

Baby Steps

Growing with Jesus



SING

"The 'Doggies' Came a-Walking" (no. 59—adapted)
The doggies came a-walking, a-walking, a-walking.
The doggies came a-walking to the ark that Noah made.

CATS

Say: Listen! (Meow, meow.) A mommy cat and a daddy cat.

SING

"The 'Kitty Cats' Came a-Meowing" (no. 59—adapted)
The kitty cats came a-meowing, a-meowing, a-meowing.
The kitty cats came a-meowing to the ark that Noah made.

SHEEP

Say: Listen! (Baa, baa.) Many sheep are coming to the boat!

SING

"The 'Sheep' Came a-Walking" (no. 59—adapted)
The sheep came a-walking, a-walking, a-walking.
The sheep came a-walking to the ark that Noah made.

OTHER

Say: Listen! (Cock-a-doodle-do! Cluck, cluck, cluck.) Look at the hen and rooster going to the boat!

SING

"The Animals Came a-Walking" (no. 59—add verses using animals familiar to your baby)
The animals came a-walking, a-walking, a-walking.
The animals came a-walking to the ark that Noah made.

111

Lesson 3: Noah and the Animals

MESSAGE

God cares for me and all He made.

Teach your baby to care for God's creation. God cares for us and for His creation. Every time you go out, take the opportunity to stop and smell the flowers, look for the things God made, and remind your baby that God cares for His creation.

BIBLE STORY

Noah

EMPHASIS

God takes care of me and all He made.

REFERENCES

Genesis 6:9; Genesis 7.

MEMORY VERSE

"He cares for you" (1 Peter 5:7).

PROGRAM GOALS

The baby will:

- + Know that God takes care of him or her and the things He made.
- + Feel happy and loved by parents and Sabbath School teachers.
- + Respond by participating.

PRAY

Hold the little hands of your baby together while you say a short prayer to invite Jesus to be with you.

NOAH

Say: Noah was a friend of God. Noah knew God took care of him (show a "Noah" while singing). The Bible says God told Noah: "I want you to build a big boat (ark)" (show the open Bible and have the baby touch it softly).

109

MÚSICA

A música é uma parte significativa dos programas para bebés. Para facilitar o uso em casa, os pais podem encontrar todas as músicas no site Alive in Jesus e na App Sabbath School.

Bebés

Folhetos Hora dos Pais

Os folhetos **Hora dos Pais**, usados todas as semanas como parte do programa da Escola Sabatina, são recursos que os pais podem usar para um pequeno grupo espiritual. Tópicos como parentalidade com propósito e desenvolvimento de um relacionamento mais próximo com Deus, fornecem dicas práticas, estratégias de parentalidade e encorajamento espiritual aos pais.

QUARTER ONE:
PARENTING WITH PURPOSE

8.

Rest

Parenting is both joyful and challenging all at once! How do we rest in God in those challenging moments and days?

Connect

Describe a situation in which you experienced extreme exhaustion.

Discuss

Weariness takes many forms: physical, emotional, social, mental, and spiritual. All are depleting.

- + What are your favorite go-to Bible verses that encourage you when you are struggling?

What phrases below give you special encouragement?

- + **Matthew 11:28–30:** “Come to Me, all you who labor and are heavy laden, and I will give you rest. Take My yoke upon you and learn from Me, for I am gentle and lowly in heart, and you will find rest for your souls. For My yoke is easy and My burden is light.”
- + **Psalms 116:1, 2:** “I love the Lord, because He has heard My voice and my supplications. Because He has inclined His ear to me, therefore I will call upon Him as long as I live.”
- + **1 John 4:4:** “You are of God, little children, and have overcome them, because He who is in you is greater than he who is in the world.”
- + **Psalms 56:11:** “In God I have put my trust; I will not be afraid. What can man do to me?”
- + **Psalms 37:7:** “Rest in the Lord, and wait patiently for Him; do not fret.”

Reflect

Silently read the following passage and highlight the ideas that are meaningful to you. Take note of what **comforts** you, **encourages** you. What **questions** arise for you?

“Keep your wants, your joys, your sorrows, your cares, and your hopes before the face of God. You cannot burden Him; you cannot weary Him. He who hears the cry of your head is not indifferent to the wants of His children. . . . He who is touched by our sorrows and even by our utterances of them understands everything that perplexes the mind. Nothing is too great for Him to hold up worlds, He rules over all the affairs of the universe. No way concerns our peace is too small for Him to notice. There is no experience too dark for Him to read; there is no perplexity too unresolvable. . . . ‘He heals the broken in heart, and bindeth up their wounds.’” (Psalm 147:3. The relations between God and each soul are as distinct as the stars. There were not another soul upon the earth to share His watchful care of the soul for whom He gave His beloved Son”) (Ellen G. White, *Steps to Christ*)

Challenge

Take some time today (if possible) to find a private place and give thanks for the emotions you know have been recently dominating your life, knowing that you cannot burden Him or “weary Him.”

Pray

Talk to God about your worries, anxieties, and concerns that you have for yourself or your child.
Ask Him to give you peace, rest, strength, and wisdom
as you navigate parenthood and life in general.
Claim some of His promises as part of your prayer.

PEQUENO GRUPO DE PAIS


Qualquer pai ou mãe pode liderar estas discussões práticas com muito pouca preparação. Cada folheto inclui um debate inicial, um breve estudo bíblico, perguntas para debate, um desafio semanal e uma oração. Estes recursos para pequenos grupos são adequados tanto para pais adventistas quanto para pais da comunidade.

Iniciantes

Trimensário do Aluno

IDADE 1-3 ANOS

Crianças e pais desta classe encontrarão belas histórias bíblicas ilustradas a cores, escritas de forma simples e memorável para crianças pequenas que estão a ouvir estas histórias pela primeira vez. Todas as semanas é partilhada uma nova história, que é lida e relida todos os dias durante a semana.



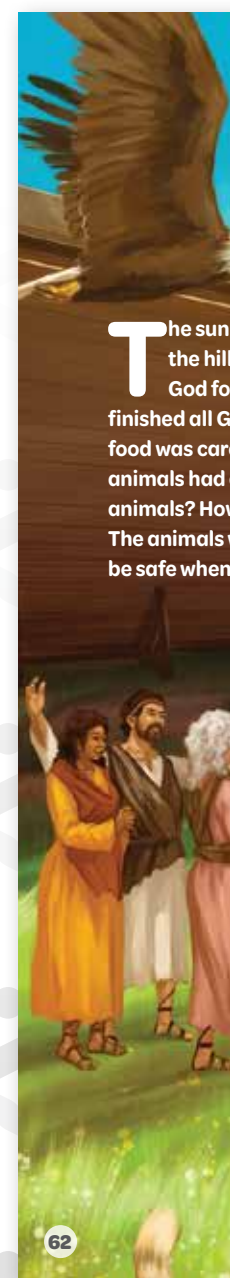
PODCAST


Podcast semanal com histórias disponíveis no nosso site e aplicação!

APRENDE MAIS




aij.info




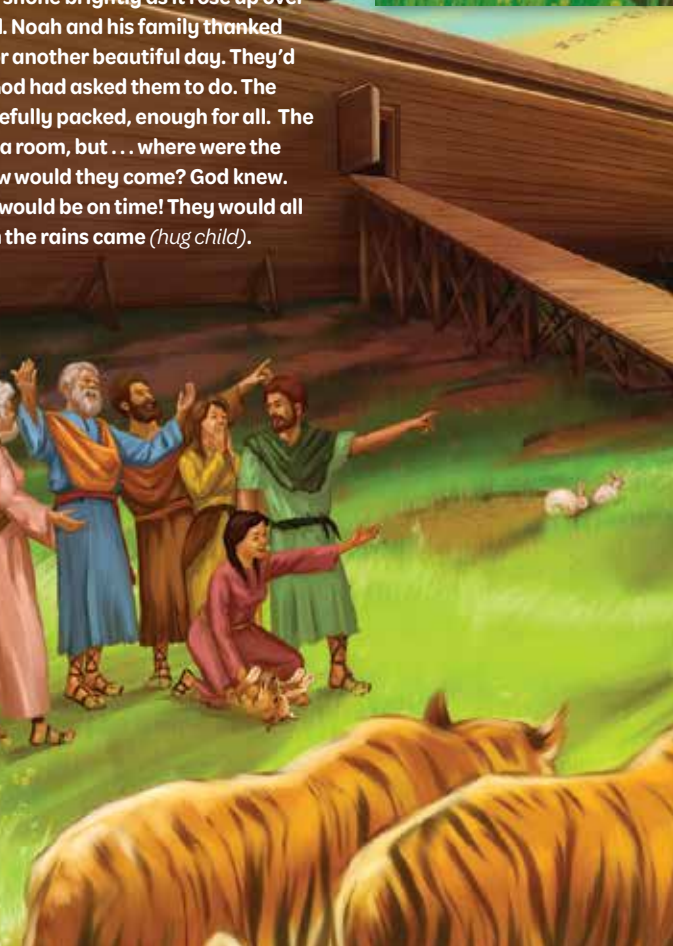


PÁGINA DE TÍTULO

Em cada página de título semanal, encontrará o título, a ideia principal e as referências bíblicas.



shone brightly as it rose up over
Noah and his family thanked
for another beautiful day. They'd
God had asked them to do. The
fully packed, enough for all. The
a room, but . . . where were the
w would they come? God knew.
would be on time! They would all
the rains came (*hug child*).



Woosh! A mighty wind rushed by. **Boom! Boom! Rustle, rustle.** What could that be? Noah and his family stared, their eyes wide with surprise. The animals were coming! Eagles swooped and soared over the trees (*arms out as though flying*). Ducks flapped their wings above the streams. Tigers marched out of the forest as wolves howled for all to hear. Elephants stomped up the ramp, and skunks scampered through the grass. The sounds of the animals grew louder and louder as they came toward the ark.

As the animals came closer and closer, Noah saw that they lined up as neatly as could be. There were one, two pandas. One, two kangaroos. There were two zebras and two baboons. Each came together, matched with their mate, male and female (*boy and girl*). The sweet hedgehogs snuffled and waddled to keep their place in line. The lions yawned as they patiently waited behind. The turtles kept pace one step at a time. There were pairs of little lizards and spotted ladybugs. With a snort, two big rhinoceroses joined the line.



64

HISTÓRIAS DA BÍBLIA

Todos os dias, a história da Bíblia pode ser lida à criança iniciante. Observe as ações em *itálico* que os pais devem realizar enquanto leem a história.

Os pais também podem envolver a criança, pedindo-lhe para apontar para diferentes partes da imagem antes de virarem a página. As imagens vívidas e realistas comunicam que estas histórias da Bíblia são verdadeiras.



Two by two, all in a row, the animals came. Silly monkeys chattered, and fuzzy brown bears grunted. The bunny rabbits hopped, and the ostriches tiptoed up the ramp and into the ark. Seven pairs of goats hurried into place. Seven pairs of gentle cows and strong bulls and seven pairs of woolly sheep came two by two. They knew exactly what to do. Even the tall giraffes made it right through the big doorway.

BRINCADEIRA MEMORÁVEL

Estas atividades ajudam os pais a levar a mensagem da história bíblica para o dia a dia da criança de uma forma memorável, através de aprendizagens diversas.

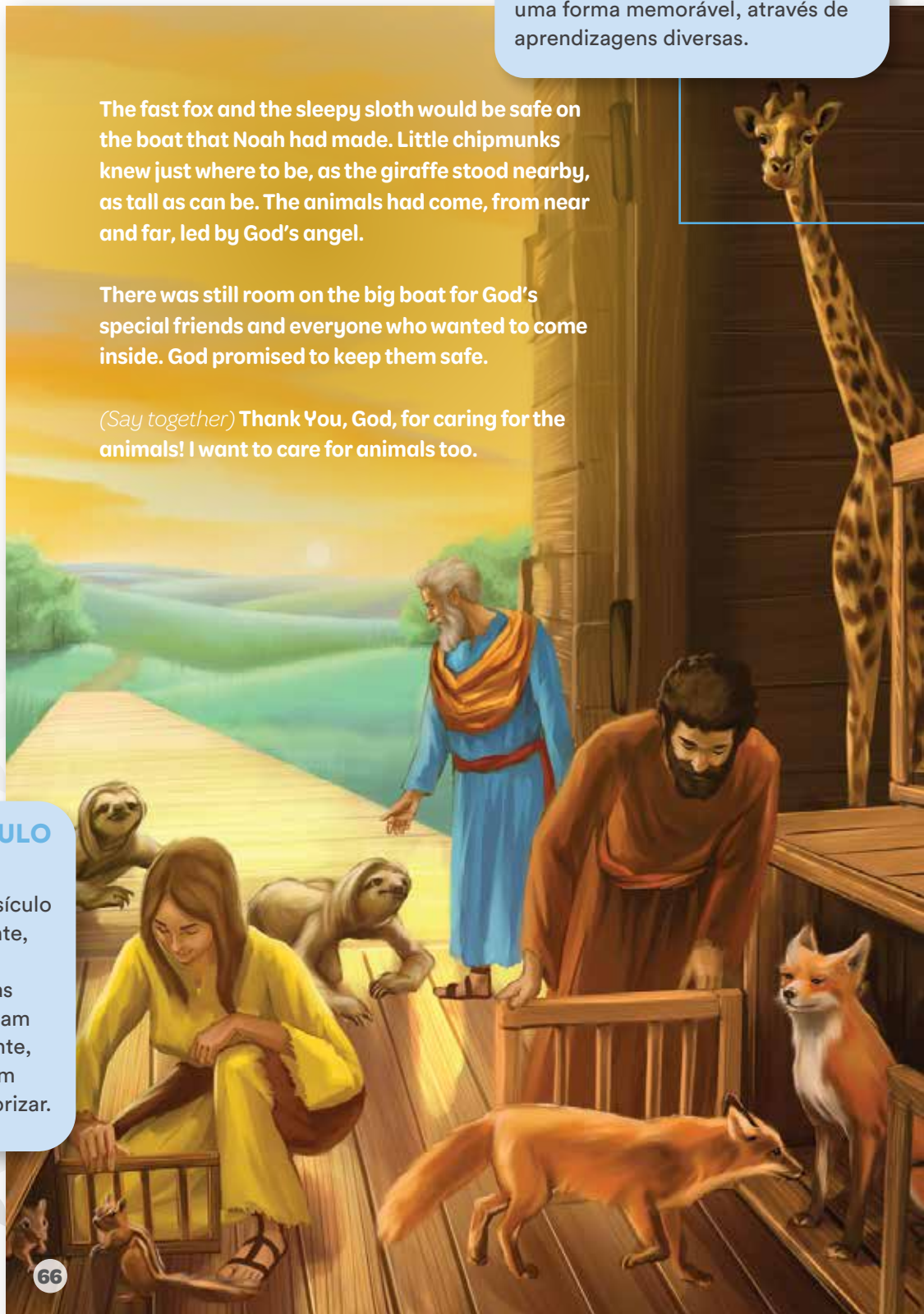
The fast fox and the sleepy sloth would be safe on the boat that Noah had made. Little chipmunks knew just where to be, as the giraffe stood nearby, as tall as can be. The animals had come, from near and far, led by God's angel.

There was still room on the big boat for God's special friends and everyone who wanted to come inside. God promised to keep them safe.

(Say together) Thank You, God, for caring for the animals! I want to care for animals too.

EXTENSÃO DO VERSÍCULO PARA MEMORIZAR

O nível Iniciante inclui um versículo para memorizar trimestralmente, juntamente com uma canção bíblica trimestral. Para crianças mais velhas que também estejam a usar as lições do nível Iniciante, é fornecido, semanalmente, um versículo adicional para memorizar.





Retell

Using the ark you made in lesson 6, help your child line up small plastic animals two by two. Retell the story in your own words while your child walks them up the ramp and into the boat. Alternatively, you can use a washing basket as the ark, a chopping board or thick piece of cardboard as the ramp, and stuffed toy animals.

Play

Ask your child to guess what animal you are as you act and sound out different animals walking on to the ark. You might like to sing "Animals, Animals," by Janet Sage (no. 67 in *Little Voices Praise Him*) before you act out each one!


*Animals, animals, Jesus made the animals
Great big animals, little tiny animals
Animals, animals, Jesus made the animals
Here is an animal that I know...*

Explore

Visit a local zoo, wildlife park, market, or pet store. Let your child see different animals they don't usually see and learn about the different needs of the animals. Remember to take special care of the animals He has made.

Create

Make a bird feeder to hang outside using a cardboard roll, a pipe cleaner, and birdseed. For a small alternative, use a bamboo skewer instead of a pipe cleaner.



String a pipe cleaner through the holes of a cardboard roll. Thread a skewer through the holes of a cardboard roll. Then, poke small holes down the cardboard roll. The cardboard roll will be a perfect size for a bird feeder. Fill a shallow tray with birdseed. Help your child spread peanut butter all over the cardboard roll and then let them roll it in the birdseed till it is completely covered. Poke the skewer through the holes and hang it outside. While you watch for birds, talk about how we can do lots of little things to take care of the animals God has made.

*The leftover birdseed can also be used to make a sensory tray for your child to play with.

For a simple alternative, have your child thread a round cereal, such as Cheerios, onto a pipe cleaner. Twist the ends together, bend into a simple shape, and hang outside.

THE HEART OF THE MATTER

For You, Parents

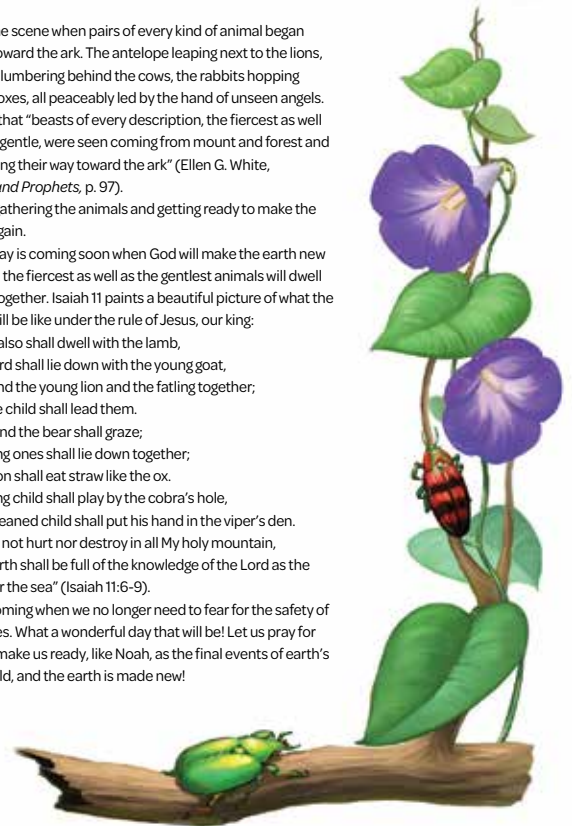
Imagine the scene when pairs of every kind of animal began flocking toward the ark. The antelope leaping next to the lions, the bears lumbering behind the cows, the rabbits hopping beside the foxes, all peaceably led by the hand of unseen angels. We are told that "beasts of every description, the fiercest as well as the most gentle, were seen coming from mount and forest and quietly making their way toward the ark" (Ellen G. White, *Patriarchs and Prophets*, p. 97).

God was gathering the animals and getting ready to make the earth new again.

Another day is coming soon when God will make the earth new again. When the fiercest as well as the gentlest animals will dwell peaceably together. Isaiah 11 paints a beautiful picture of what the new earth will be like under the rule of Jesus, our king:

"The wolf also shall dwell with the lamb,
The leopard shall lie down with the young goat,
The calf and the young lion and the fatling together;
And a little child shall lead them.
The cow and the bear shall graze;
Their young ones shall lie down together;
And the lion shall eat straw like the ox.
The nursing child shall play by the cobra's hole,
And the weaned child shall put his hand in the viper's den.
They shall not hurt nor destroy in all My holy mountain,
For the earth shall be full of the knowledge of the Lord as the waters cover the sea" (Isaiah 11:6-9).

A day is coming when we no longer need to fear for the safety of our little ones. What a wonderful day that will be! Let us pray for the Lord to make us ready, like Noah, as the final events of earth's history unfold, and the earth is made new!



ENCORAJAMENTO PARA OS PAIS

Nestas primeiras fases da parentalidade, pode ser difícil encontrar tempo para se conectar com Deus, por isso, no final de cada história semanal, os pais encontrarão uma mensagem espiritual especialmente para eles. Estas mensagens encorajadoras procuram fortalecer o relacionamento dos pais com Deus, para que possam guiar os seus pequenos até Ele de forma mais natural.

Extension weekly memory verse: "Two by two they went into the ark to Noah" (Genesis 7:9).

67

Infantis

Trimensário do Aluno

IDADE 4-6 ANOS

Nos Iniciantes, encontrará histórias bíblicas cronológicas na maioria dos trimestres, dentro de um tema trimestral. Todos os anos, os trimestres 1 e 2 focam-se nas histórias do Antigo Testamento, enquanto os trimestres 3 e 4 focam nas histórias do Novo Testamento. O objetivo é partilhar estas histórias bíblicas de maneiras memoráveis e significativas. É partilhada uma narrativa diária, juntamente com perguntas para debate em família, atividades, ideias para oração e desafios missionários.



PODCAST

Ouçá o podcast semanal com histórias no nosso site e na nossa aplicação!

APRENDE MAIS



aij.info

VISÃO GERAL SEMANAL

No início de cada nova semana, os pais encontrarão o versículo para memorizar, a palavra da semana e as referências.

WEEK 8

A Rainbow Promise

Big Idea: God is loving. He is always with me.

Memory Verse

"I will never leave you nor forsake you" (Hebrews 13:5b).

Word of the Week

"Save" - To save is to rescue or free someone, or something, from danger or hurt.

This week's lesson

is based on **Genesis 7:1-9:17** and *Patriarchs and Prophets*, pp. 95-106.

Sunday

The Animal Parade

"Come into the ark," God said to His friend Noah (Genesis 7:1). It was time! The ark was big, beautiful, well made, and watertight. It was ready to float.

God was ready too. He would wash the earth clean with a flood. With Noah's help He had invited everyone to come into the ark and be saved.

Sadly, the people didn't believe God would send a flood. With loud voices they made fun of Noah and his family, and their big boat sitting on dry land.

Suddenly something quieted the noisy crowd. Their eyes opened wide in surprise. What was happening? Read **Genesis 7:8, 9**.

Tall giraffes, strong tigers, beautiful peacocks, and little ducks came down from the mountains and out of the forests. White birds, black birds, and rainbow-colored birds flew over the trees. Rhinos, fluffy rabbits, and buzzing beetles came too.

Animals waddled, walked, crept, slithered, glided, and hopped their way toward the ark. Invisible angels led them in perfect order! Up, up, up the ramp and in through the door they went. What an amazing animal parade!

Some animals came in twos of the same kind; and some came in seven pairs of the same kind, both males and females. God told Noah, "This will allow all these animals to continue living on the earth after the flood" (Genesis 7:3, ICB).

"There was every creature that had the breath of life" (Genesis 7:15, ICB). The ark had become a great big zoo!

I Wonder

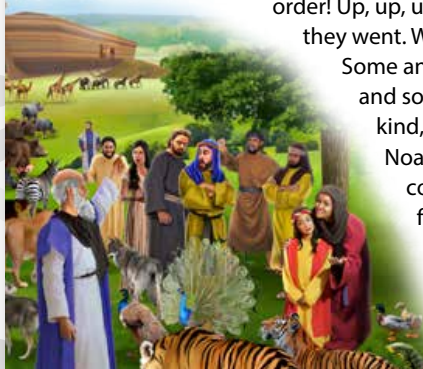
- » Imagine you were on the ark. What could you see? hear? feel? smell?
- » Which animals would you have liked to feed and care for?


Prayer Idea

Thank God for taking so much care of the animals so we can enjoy them now.

Do

Sing along to "Rise and Shine" (Arky Arky), originally by Heritage Kids. Your family can find lyrics, videos, and audio for this popular song on many online platforms. Alternatively, play a game of charades. Take turns being an animal for the rest of the family to guess.





Monday

Waiting and Trusting

Pigs grunted, parrots whistled, and hyenas squealed. Noah and his family of just eight people must have laughed as they looked around the ark. This was their new home. What a noisy, smelly . . . amazing place!

Outside the ark, the people stared at the boat. They had watched all the animals walk into the ark. They saw the big open door. But they chose not to come into the boat. God longed to save everyone, but He wouldn't force those who didn't want to be saved.

Suddenly the big, heavy door swung s-l-o-w-l-y shut. The Bible says, "Then the Lord closed the door behind them" (Genesis 7:16, ICB).

God closed the door, and only He could open it.

That evening the stars twinkled against the still night sky. When morning came, the sun rose, as usual, in the clear blue sky. For seven days everything in nature stayed exactly the same.

The people outside looked up at the blue sky. *Noah must be wrong*, they thought. *It wasn't going to rain!* They banged loudly on the thick sides of the boat and made fun of Noah and his family.

Inside the ark Noah and his family calmly waited. Why weren't they worried that the rain hadn't come? What had God said to Noah? Read **Genesis 7:4**.

How kind of God to tell Noah exactly what would happen. The family waited patiently, knowing God *always* keeps His word.

Parent Faith Talk

Share a time with your child that you needed to trust God's promise "I will never leave you nor forsake you" (Hebrews 13:5b).

I Wonder

- » Do you find it hard to be patient sometimes? Who can help you?
- » Can you think of another promise Jesus has made to us—something that we're waiting for? How can we feel as we wait?

Prayer Idea

Thank God that He has told us important things about what will happen in our future.

Do

Every day this week, sing your Scripture Song to your family.

Memory Verse

Tuesday

Rainstorm

Thick dark clouds rolled and rumbled across the sky. Thunder crashed and lightning flashed. After seven days of waiting, the storm had come—just as God had promised.

Very soon there was water everywhere! Where had it come from?

Read **Genesis 7:11**.

Rain poured *down* from the sky like waterfalls from the clouds. Water that was under the ground gushed *up* through big cracks in the earth.

The floodwater rose higher and higher. "As the water rose, it lifted the boat off the ground" (Genesis 7:18, ICB). The ark started to float.

The ark tossed in the rough water as the strong winds blew. But Noah and his family were safe inside the ark. Even though they were in the biggest, scariest storm the world had ever seen, they knew that God is loving and that He was with them. They believed in the God who promises, "I will never leave you nor forsake you" (Hebrews 13:5b).

God had promised to save them, and He would. He sent strong angels to protect them in the ark while the rains came down and the waters came up. When we trust God He will save and protect us too.

I Wonder

» Have you ever seen a big flood or been in a big storm? What did it look like?

Prayer Idea

Thank God for sending His angels to protect us in the darkness and in scary storms.

Do

Go for a nature walk and find some water. It might be a pond, a creek, a dam, an ocean, or even a large puddle. (If this isn't possible, use a bathtub or a bucket at home.) Find something in nature to be your boat, such as a stick or a leaf. Place it in the water and see if you can make stormy waves big enough to knock it over or sink it. Talk about how God's angels protected the ark.

Memory Verse

CONVERSA SOBRE FÉ

Todas as semanas, os pais recebem uma sugestão para partilhar a sua própria fé com os filhos. Estudos mostram que este é um dos fatores mais significativos para o crescimento da fé das crianças.

56

VERSÍCULO SEMANAL

As crianças podem assinalar o versículo para memorizar todos os dias.



NARRATIVA BÍBLICA

Todos os dias é partilhada uma parte da história bíblica, com pelo menos uma pergunta e uma sugestão para encontrar a resposta na Bíblia. Isto incentiva os pais a ensinarem os filhos a procurar versículos e também incentiva as famílias a lerem a Bíblia juntas.

Wednesday

More Waiting and Trusting

For 40 long days it rained and rained. Then the wind died down and the rain stopped. All was quiet and still. The ark now rocked gently while monkeys chattered, rabbits snuffled, and lions purred.

Outside the ark, water covered everything! The Bible tells us, "The water rose so much that even the highest mountains under the sky were covered by it" (Genesis 7:19, ICB).

Noah and his family were safe in the floating zoo. But still they must wait and trust the God who had saved them.

After 150 days, with a whoosh and a whirl, "God made a wind blow over the earth. And the water went down" (Genesis 8:1, ICB). Finally the floating boat went *bump!* It had come to a sudden stop. Where had the ark landed? Read **Genesis 8:4**.

No more floating; no more rocking! They were on dry land at last. Noah and his family were so excited! But still the door stayed shut.

One day, after waiting and waiting, Noah opened the window. He gently lifted a raven, and later a dove, into the sky. The birds flew off with a flutter and a flap. *Would they find a new home?* No, they both came back to the ark. There was still too much water around.

After a week Noah sent out the dove again. This time it came back with a treasure: "A fresh olive leaf was in its mouth" (Genesis 8:11, ICB). The waters were going down. Plants were growing again. Their time on the boat was nearly over!

I Wonder

» What might Noah and his family looked forward to most about their new life out of the ark?

Prayer Idea

Ask God to help you to be patient when you need to wait for something.

Do

Lie on a blanket outside and look at the sky with the clouds or stars. Share what you notice. Sing a thankful song to God.

Memory Verse

Thursday

Thanking God

Noah hummed as he fed the animals. Soon they would find new homes and food for themselves. The water around the boat was getting lower and lower. But still Noah and his family waited. God had shut the door to the ark, and now God would be the one to open it.

Creak... creak... Could it be? After all this time? Yes, it was! God was opening the big ark door! Finally, after a year on the ark, the washed-clean world was ready for them to live in.

God said to Noah, "Go out of the ark, you and your wife, and your sons and your sons' wives with you. Bring out with you every living thing" (Genesis 8:16, 17).

Noah and his family smiled excitedly as they stepped off the boat and wiggled their toes in the fresh new grass. They pointed and laughed as they watched the horses prancing, lions wrestling, and foxes chasing each other's fluffy tails.

There was so much to do in this clean earth to make it their home! What did Noah do first? Read **Genesis 8:20**.

Noah collected big, heavy rocks from the ground and stacked them on top of each other to build an altar. He and his family wanted to say a big thank-You to God, so they offered a sacrifice.

Beside the altar, Noah and His family gave thanks to God. God had watched over them and saved them. God promises, "I will never leave you nor forsake you" (Hebrews 13:5b). Thank You, God.

I Wonder

- » What were Noah and his family thankful for?
- » What is something you are thankful to God for?

Prayer Idea

Turn Psalm 106:1, ICB, into your prayer of thanks: "Thank You, Lord, for You are good. Your love continues forever."

Do

Put a small piece of ice on a tray for each person. Tell your child they can have a treat when their ice is completely melted. Even though we have to wait patiently, God always keeps His promises.

Memory Verse

ATIVIDADES EM FAMÍLIA

Depois de lerem a história bíblica, os pais podem pedir aos filhos que se questionem e pensem sobre o que aprenderam.

Também estão incluídos um tema para oração e uma atividade em família para reforçar e aplicar a mensagem da história.



58



Friday

God's Beautiful Promise

The smoke from the altar rose into the big sky. God was happy to see Noah's thank-You sacrifice. God spoke and said, "I make this agreement with you: I will never again destroy all living things by floodwaters. A flood will never again destroy the earth" (Genesis 9:11, ICB).

Suddenly, as Noah and his family looked up into the sky, a bright, colorful gift from God appeared. What was it? Read **Genesis 9:13**.

Noah and his family looked up to see an arch of colored light in the sky. They could see red, orange, yellow, green, blue, indigo, and violet. It was the first rainbow! What a beautiful sight!

God told them that every time they saw a rainbow they could remember that God loves and saves His children. It would also remind them that God would never flood the whole earth ever again.

God is still keeping His promise today. And He always will.

I Wonder

- » What is your favorite color in the rainbow?
- » What promise did God make when He sent the rainbow?

Prayer Idea

Thank God for His beautiful rainbows, and for always keeping His promises.

Memory Verse

Family Journal

Draw a picture or write a list of things you are thankful for this week. Use all the colors of the rainbow to decorate the page.

For You, Parents

"Walk step by step in the path He marks out. Trials will come, but go forward. This will give you an experience that will strengthen your faith in God, and fit you for truest service" (Ellen G. White, *Testimonies for the Church*, vol. 9, p. 273).

DIÁRIO FAMILIAR

Na sexta-feira à noite, as famílias podem acrescentar algo ao seu diário de adoração para reforçar o que foi aprendido ao longo da semana.

INCENTIVO

Também está incluída uma breve mensagem espiritual para os pais.

Sabbath

God Lights the Way in Myanmar

The sun grew dim behind the trees. "We must hurry; it is getting very dark," said Father.

Win and her family lived in a country called Burma. They had been walking home as carefully and quickly as they could. The path wound its way through a thick forest that led to their home. Normally they walked this narrow, bumpy path in the daytime, when the sun shone brightly and they could see clearly. But today was different. They had begun their trip too late, and now they had no choice but to keep going as best they could.

It wasn't long before Win and her family walked in complete darkness.

Suddenly her brother tripped over a small hole and fell on his knees! "Ouch, that hurt!" he moaned. Win reached out her hand and helped him up. "Are you OK?" she asked kindly. Her brother nodded and dusted himself off.

How would they keep from falling on this dangerous trail?

Then Mother had an idea. "We need to pray," she said. Everyone stopped and huddled together. Father wrapped his arms around the children as Mother said a pleading prayer, "God, give us light to find our way home."

Suddenly a bright light shone on the path ahead. They could suddenly see! The grateful family happily hurried home. The light led them right to the doorstep of their house.

Safe inside their home, Mother lit a candle. In that moment the light outside disappeared. "The light was a gift from God," Mother whispered in amazement. The family knelt down together and thanked God for hearing their prayer and lighting their path.

Win and her family will always remember that day. Whenever Win has a big problem or feels scared, she remembers God's bright light. God promises in the Bible that "I will never leave you nor forsake you" (Hebrews 13:5b).

And just as God was with Win in the dark, and Noah on the boat, God will always, always be there with you too.

This story is adapted from "God Lights the Way" by Charlotte Ishkanian, *Best Ever Mission Stories 2*, copyright © 2009, Pacific Press® Publishing Association. Used and adapted by permission.

I Wonder

- » How is the light in the story like the ark in the Noah story?
- » What do both stories teach you about God?

DESTAQUE ESPECIAL DE SÁBADO

Um recurso especial para o Sábado é incluído no final de cada semana, algo extra especial para as crianças esperarem ansiosamente! Encontrará histórias inspiradoras sobre missões, lições sobre a natureza, relatos sobre a história adventista e atividades em família.

Primários

Trimensário do Aluno

IDADE 7-9 ANOS

As lições dos Primários seguem as mesmas histórias dos Infantis, mas as histórias são partilhadas com mais detalhe, mais vocabulário e ideias e atividades mais avançadas. As lições dos Primários são criadas para o envolvimento máximo da família, na expectativa de que os pais continuem a ler as mensagens diárias aos seus filhos, bem como as perguntas e atividades que se seguem.



PODCAST

Ouça o podcast diário com histórias no nosso site e na nossa aplicação!

LEARN MORE



aij.info

Week 8

GRANDE IDEIA

A página de título semanal inclui a grande ideia, o versículo para memorizar, a palavra da semana e as respectivas referências.

THE RAINBOW PROMISE

I CAN THANK GOD FOR
HIS PROTECTION AND
TRUST ALL HIS PROMISES.

MEMORY VERSE

"For my soul trusts in You; and in the shadow of Your wings I will make my refuge, until these calamities have passed by" (Psalm 57:1).

WORD OF THE WEEK—PROTECT:

To keep someone or something safe.

CHALLENGE: Look around your home for things that protect us. For example: What protects you from the rain? At the end of the week, ask yourself what these remind you of.

This week's lesson is based on Genesis 7:17–9:17; *Patriarchs and Prophets*, pp. 105–108; and *The Story of Redemption*, pp. 67–71. **Extra Reading:** *The Bible Story*, vol. 1, pp. 113–123.

61

LIÇÕES PARTICIPATIVAS

Tal como nos Infantis, as lições para os alunos dos Primários incluem uma narrativa envolvente com uma pergunta e um convite para procurar a resposta na Bíblia.

☐ SUNDAY

RAIN, RAIN, AND MORE RAIN

Safe inside the ark, Noah and his little family got used to their floating home tossing around and the steady rhythm of the pounding rain. It had rained for so long . . . How long did it rain? **READ GENESIS 7:12.**

Inside their floating home they were dry and protected. God had kept them safe by designing the ark to float perfectly in raging waters. It had a roof that the water ran off, thick walls, and a tightly closed door. The ark had no big windows, so they were kept from seeing the loss of their neighbors and their old home. God lovingly protected them and saved them from the flood. In the same way He will someday save us from this evil world when we choose Jesus and the safety He offers us.

Noah and his family may have counted the days and nights eagerly. 1, 2, . . . 38, 39, 40! After 40 days God stopped the rain! In its place He sent howling winds to help dry up the water.

Then God guided the tossing ark into peaceful waters inside a group of mountains. Noah and his family were grateful that their home had stopped tossing and rolling; they surely wouldn't miss that!

THINK... THEN TALK ABOUT IT

How might you have felt in the ark during the storm?

- What would have helped you feel safe? **Read Psalm 34:7.**

PRAY: Thank God that He protects us when things get scary.

Do: Share your memory verse (say, write, sing) with someone who might not know God well.

SERVICE CHALLENGE:

Think of a way your family could help protect others this week. Who needs help in your community? Parents may like to research such issues as: bullying, refugees, foster kids, local wildlife. Discover: What's the problem? Who is trying to make things better, and how? Then ask God for His help to show you how to join in.

MISSÃO

Como a missão é um dos pilares do *Vivos em Jesus*, encontrarão uma missão ou um desafio de serviço em cada lição semanal.

PENSA... DEPOIS FALA

Todos os dias são incluídas perguntas para debate no final da narrativa. As crianças podem pensar sobre o que aprenderam e, em seguida, conversar sobre isso.



RITMOS SEMANAIS

As lições dos Primários também incluem um lembrete de oração, uma atividade especial “Faz” e uma sugestão de Conversa de Fé para os Pais a cada semana.

MONDAY

BIRD MESSENGERS

Floating safely on the water, Noah and his family continued to care for all the animals. Can you imagine sharing a giant home with all those beautiful, licky, slimy, spiky, fluffy, squawky, growly animals? Which animals would you have loved to care for each day? The family faithfully looked after them all. They threw grain to the birds, cabbages to the hippos, and bananas to the moneys. They swept out the lions’ area and shoveled out elephant poo. Some jobs were fun, and others weren’t, but they faithfully did them all.

Throughout their busy days they waited and wondered . . . How long would it be until they could leave the ark? Weeks and months went by. Sometimes they must have felt tired of waiting. But they trusted God, for they knew He had a lot of water to dry up! How long did the water cover the earth for? **READ GENESIS 7:24.**

That many days equals five long months. It was a good thing they had work to do and animals to love while they waited.

Then one day Noah released a raven. It circled back and forth but couldn’t land because there were still tons of water everywhere. Then seven days later he let a white dove fly eagerly away. It flapped around, and then returned, a sign that it had nowhere to land. After seven more days of patient waiting, Noah let the dove go again. This time it returned with an olive leaf in its beak—there was dry land and growing plants somewhere out there! Then one week later it soared away and didn’t return—it had found a new home.

This was happy news for Noah’s family! The happy eight continued waiting, knowing that they too would soon leave the ark.

THINK . . . THEN TALK ABOUT IT

- What chores do you do to help your family?
- How well, and how happily, do you do them?

PRAY: You may like to finish these sentences:
I’m thankful that . . .
Please help me . . .

DO: Read **Ecclesiastes 9:10**. Write this verse on a poster and decorate with pictures of jobs you do to help. What does it mean to “do it with your might”?

PARENT FAITH TALK: Share some jobs you have done in the past, those you enjoyed and those that weren’t fun. Consider sharing positive feedback you received from those you worked with, and how it made you feel.

VERSÍCULO PARA MEMORIZAR

As crianças podem assinalar o versículo para memorizar todos os dias, à medida que o aprendem.

☐ TUESDAY

WAITING, WAITING, WAITING . . .

PRAY: Think of some things you need to wait patiently for. Ask God to help you wait for those things.

DO: Pour water on the ground outside to create a puddle. Time how long it takes for it to dry up. If you have time, sit and wait for it to happen. Imagine having to wait like Noah for the floodwaters to dry up!

The little white dove had found a place outside the ark to make a home. Noah wondered . . . If the dove was safe, what did the world look like now? Noah just had to find out! So he "removed the covering of the ark and looked, and indeed the surface of the ground was dry" (Genesis 8:13).

Imagine Noah's delight! His eyes feasted on blue sky and mountain peaks. His family crowded around, needing to see the dry land and blue sky too. Excitement rippled through the ark. Soon they would all be free!

But "soon" was not "now," so they patiently waited. God had shut the ark's door, and God was the one who would let them out. Their job was to patiently wait. What promise does God give to those who wait for Him? Read or recite **ISAIAH 40:31**.

We can be sure that Noah and his little family were blessed in all these ways because they waited patiently for God to let them out. God was allowing the land to dry out enough so that plants could grow, food could be gathered, and the family could survive outside the ark. By waiting, they were trusting God to protect them.

Then one day it happened. The big, heavy door creaked slowly open. What excitement! Eight happy people leaped to their feet and let the animals free. Running and hopping, flying and crawling, the restless animals surged out the door—all eager to sniff fresh air. The waiting was finally over! They ran out into the clean, new world.

THINK . . . THEN TALK ABOUT IT

- Think of things that you have had to wait for. How good are you at waiting?

Just like Noah and his family, we can trust God to help us wait patiently for things to happen or for people to help us. He knows the best time for things to happen.



PRAY: Touch each finger on one hand and think of something you can thank God for. Pray a prayer of praise and thanks for these five things.

DO: Build a little altar from stones or Lego® blocks. Write or draw things you are thankful for. Cut them out and place them on your altar. Thank God for these things.

FOR YOU, PARENTS:

Thank you for the significant role you play in nurturing your child's faith and spirit of thankfulness. "Bring to Him, every day, offerings of joy and gratitude, in return for the power of His grace" (Ellen G. White, *Testimonies for the Church*, vol. 5, p. 574).

□ WEDNESDAY

THANK YOU, GOD

At last eight happy people left the ark! With grateful smiles and a spring in their step, they stood upon dry ground. Then they immediately set about doing the most important thing. It wasn't building a house, or cooking their dinner, or exploring what was over the hill. No, it was much more important than that. What did Noah do first when he got out of the ark? *READ GENESIS 8:20.*

Noah and his family had so much to thank God for, and they wanted to do it in the way He had asked His people to, just as Abel had done. When an altar was built and the animals placed there, the little family gathered round. Kneeling together in a quiet huddle, they began to worship God. Grateful praise rose from their hearts and their lips as they thanked God for protecting them, saving them, and loving them through the roughest seas and the wildest storm.

God accepted the gift of their praise and thanks. He loved His faithful children, and He was happy they loved Him right back with their grateful hearts.

THINK ... THEN TALK ABOUT IT

- What would you have thanked God for if you had just left the ark?
- What do your family members do for you? Why not thank them right now!

God loves it when we worship Him with thankful hearts. Just as Noah worshipped God first when he left the ark, our prayers can begin with thanks for God's blessings.



65



THURSDAY

A CHANGED WORLD

PRAY: Kneel down as Noah and his little family did beside the altar. Thank God for His blessings in your life, and that He gives us loving instructions.

GO: For a nature walk and look for proof of two things: the beauty of God's creation, and ways that sin has damaged or changed that beauty. Thank God that we can still see beautiful things.

DO: Good will always exist alongside the bad in our world. Write, draw, or act out **opposites** for these words, and ask your family to guess what they are: hate, sadness, darkness, doubt, war, loneliness, fear.

Rising up from their reverent worship, Noah and his family now took the time to take a good look around. Shocked by what they saw, they sadly shook their heads. Gone was the beautiful world they had known before the Flood. In its place was a rough and barren landscape.

The raging waters had left the mountains jagged and bare and the land scattered with tree trunks that had snapped like matchsticks. Beautiful precious metals such as gold and silver were now buried deep under rocks and dirt. They would never sparkle on the surface of the earth again, as they had done in many places before.

Gazing at the ugliness surrounding them, their sad hearts now understood more of the far-reaching results of wickedness. First it had infected people's hearts, and now it left scars on their world.

God saw their sadness and He understood, for He must have felt it too. Washing the world clean of wickedness was a very loving thing to do; but even good things sometimes come with sadness. Not wanting them to sit with their sorrow, God did something special.

What did God do? **READ GENESIS 9:1.**

What a wonderful thing God did! God's blessing meant they had peace, joy, and a new start—because they had been faithful to Him. Noah knew what to do. With God's blessing upon them, they needed to have families of precious children, just as God had said. They needed to begin building meaningful lives in their changed world. It wouldn't be easy, but if they waited upon the Lord, He would renew their strength (Isaiah 40:31).

THINK ... THEN TALK ABOUT IT

- God did not leave Noah and his family alone. He even blessed Noah and his family. How does God bless you and your family?



□ FRIDAY

A RAINBOW AND A PROMISE

God's heart was bursting with His plan to share something very special with Noah and his family! It was a beautiful thing they had never seen before, and He knew how much they would love it. What was the special thing God shared? *READ GENESIS 9:13.*

What an awesome way for God to speak love to His children! The sudden burst of color blazed in a big arch across the sky. They gazed up at it in awe. It was the first rainbow this world had ever seen.

But even more beautiful than the rainbow was the message of love it gave. It was God's way of telling them that He would never flood the whole earth again—ever! Every time the half circle of beautiful colors shone across the sky, it would remind them that God keeps His promises to love and care for His children. It was a lovely comfort to God's eight faithful people after the Flood had changed their world so much. Why did God send a rainbow as a reminder of His promise? *READ REVELATION 4:2, 3.*

God was sending a very special little piece of heaven to earth and sharing it with His children. Close your eyes and imagine that beautiful rainbow around God's throne. Describe it. Won't it be awesome to be there and see it one day!

THINK ... THEN TALK ABOUT IT

- Next time you see a rainbow, what will you think about?

SEXTA À NOITE

Esta atividade especial de sexta-feira à noite incentiva e prepara as famílias para um momento de adoração muito especial para iniciar o Sábado.

FRIDAY NIGHT

SHARE AND PRAISE

There are seven colors in the rainbow. What are they, and in what order do they go? Draw a big rainbow and invite each family member to praise God for seven things that each color reminds them of.

FAMILY JOURNAL

- What does the story of the Flood tell you about God?
- Retell your favorite part of the story. Share why it's your favorite.

PRAY

Thank God for the ways He shows you His love. Thank Him for the promise that you will see Him and the rainbow around His throne in heaven one day.

DO

When sunlight hits tiny droplets of water, they bend the seven different colors of the rainbow and spread them out. Blow some bubbles and look for rainbows on them. Think about God's rainbow promise, and sing hymn no. 518, "Standing on the Promises," in *The Seventh-day Adventist Hymnal*.



SABBATH SPECIAL

FAITH BUILDERS: A GLOBAL FLOOD?

The story of a great flood that covered the earth is found not only in the Bible; it's also found etched into nature itself. All over the world we can still see proof from science that a worldwide flood reshaped the land and seas, while Noah and His family were protected on the ark.

The Bible tells us that water burst forth from the deep (Genesis 7:11, 12), as well as coming from heaven. This "bursting forth" moved the earth's crust and shifted the land a lot. Earthquakes, tsunamis, and volcanic eruptions happen when the earth moves, so we can know that the earth would have changed really fast. When we look around the world, we see evidence (proof) of this rapid change.

There are continents (large areas of land) that look like they once fitted together but are now apart. Covering large parts of them are huge rock layers formed under water. People who don't believe in the Flood say these layers formed very slowly over millions of years, but the layers are firm, without soil falling away between them. Animals and plants were buried quickly in these rocks, forming fossils. Along with land animals, many fossils are of fish and other creatures that lived in water.

Scientists have found thousands of whale fossils in the driest desert in the world. These must have been buried very rapidly to become fossils. Sometimes, animals such as dinosaurs died and rotted; then their bones were buried. But no dead animals can lie around for a long time before becoming fossils, because their bodies rapidly decompose (break down), even the bones, unless they are buried.

Satan wants to trick us into distrusting the Bible. But nature confirms the truth of God's Word. You can count on it!

DESTAQUE ESPECIAL DE SÁBADO

No final de cada semana, as crianças dos Primários desfrutarão das atividades do Sábado, que incluem histórias missionárias contemporâneas, atividades familiares, lições sobre a natureza, relatos da história adventista ou algo relacionado com ciência ou arqueologia.

Iniciantes

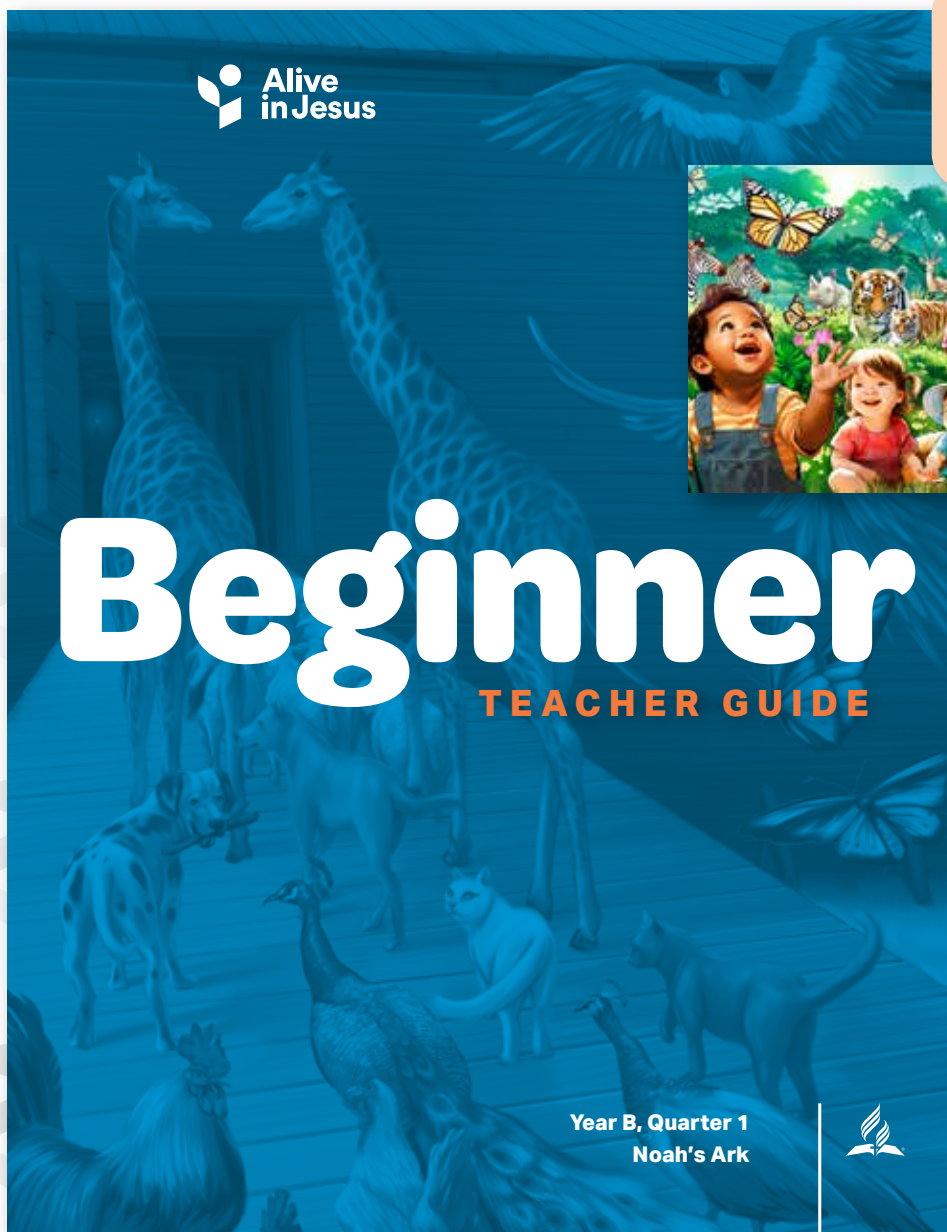
Auxiliar do Monitor

IDADES 1-3 ANOS

Existem 12 Auxiliares do Monitor para Iniciantes (um por trimestre) ao longo do ciclo de 3 anos. Estes programas simples oferecem repetição e uma estrutura clara para crianças pequenas, juntamente com músicas fáceis de memorizar, histórias bíblicas simples, uma caixa da natureza e trabalhos manuais semanais.

MURAIIS

Os murais da sala da Escola Sabatina estão disponíveis para descarregar no site.





INCENTIVO PARA OS MONITORES

No início de cada Auxiliar do Monitor, encontrará uma mensagem espiritual para o monitor da Escola Sabatina. Estas mensagens irão animar e incentivar os monitores durante a preparação para partilhar o amor e a verdade de Deus com os Seus filhos.

A Quiet Moment. . .

Dear Sabbath School Teacher,

The building of a huge wooden boat, the animals coming two by two, the angels' protection, and of course the noisy floating zoo all bring wonder and amazement to a little child's heart. Woven through it all is a story of God's incredible protection. It's a story of His desire for us to faithfully follow Him and trust Him wholeheartedly in all things.

We know this verse by memory, "Trust in the Lord with all your heart" (Proverbs 3:5), but how challenging it can be to fully trust God when times are tough and we cannot see the end of the story. Ever since the Fall the human heart has easily been influenced by pride, control, and self-sufficiency. This is the very opposite of what God wants for us! Noah was an incredible example of someone who trusted God at all times. When the world around him was steeped in sin, Noah trusted God. When God called Him to build a boat,

Noah trusted God and made furniture patiently for six months, waiting in the

As you teach trust in God, a God who cares for your life. This is and humanity with rainbows your God, a God and loves you eternally-stretch close to your quarter.

Printed Resources

Download all printed resources at www.aliveinjesus.info

Bible Story Posters



RECURSOS PARA A SALA

Cartazes semanais com histórias bíblicas, bem como *PowerPoints* do programa, podem ser descarregados e impressos no site *Vivos em Jesus*.

Beginner Memory Verse Card

Give each family one small memory verse poster for display in the home. "Trust in the Lord with all your heart" (Proverbs 3:5).




CARTÕES COM VERSÍCULOS PARA MEMORIZAR

No início de cada novo trimestre, os monitores da Escola Sabatina darão a cada criança um cartão com versículos para memorizar, para guardar em casa como lembrete para aprender os versículos.

At a Glance

What will I need to prepare each week for Beginner Sabbath School?

WELCOMING SENSORY AND TACTILE PLAY ACTIVITIES	BUILDING BLOCKS	OR	WATER FILL	OR	RAINBOW RICE
<p>A sensory box is filled with play objects that children can use while parents share the reflective questions. Choose items from the list as desired.</p> <p>How to build the sensory boxes:</p>  <p>qr.aj.info_BB1V001</p>	<ul style="list-style-type: none"> Wooden blocks for building Wooden hammers and saws Painted wooden people to be Noah's family Plastic animals Cardboard ark and ramp (or a wooden one if you can find one) Cardboard tubes with green paper for trees 		<ul style="list-style-type: none"> Little plastic boats, or use foil to make your own little boats Plastic animals to float in boats Plastic colorful fish or ocean animals Towels to dry hands 		<ul style="list-style-type: none"> Use food coloring to dye uncooked rice each color of the rainbow. Once it's dry, put in a plastic container Plastic animals to hide in the rice Spoons, funnels, and little bowls to play with the rice

What is a sensory box?

- A large low-sided container that is age-appropriately within reach for little hands
- A lid on top to close and conceal when not being used in the program
- Filled with contents for children to explore, practice fine motor skills, and encourage collaborative learning experiences
- NOTE: This area must always be adult-supervised. Do not include small items that could pose a choking hazard.**

MOMENTO DE BOAS-VINDAS

Quando as crianças chegam à sala da Escola Sabatina há caixas sensoriais preparadas para elas.

Durante esse tempo, os pais podem cumprimentar-se antes do início do programa.

STORY BAG	SONG AIDS	See res you co
<p>What?</p> <p>A large bag that you will fill each week with different props that help share your teaching points to keep the children engaged.</p> <p>Write words or draw pictures on your bag, if desired.</p> <p>See the Interactive Bible Story suggestions for specific weekly items to place inside the story bag.</p>	<p>Why?</p> <p>To maintain engagement among children through the senses TOUCH and HEARING.</p> <ul style="list-style-type: none"> Wooden hammers and saws Toy animals Umbrellas and spray bottles Ball/globe Rainbow ribbons Worms, bees, rain, sunshine props Large "seeds," felt carrots, box for planting, plastic apples, apple "tree" Basket, container Watering cans 	<p>Each w temple list of it</p>

11

Alive i

Simple Program Outline

Year B, Quarter I

WELCOME AND SENSORY TIME

PRAISE TIME

- "Good Morning to You" (smile and shake hands)
- "Noah Took a Hammer" (wooden hammers and saws)
- "How Does My Garden Grow?" (worms, bees, rain, sunshine props)
- "God Will Make Them Grow" (large "seeds," felt carrots, box for planting, plastic apples, apple "tree")
- "Better Together" (basket, container)
- "Into Noah's Ark" (bird, dog, cat, sheep, chicken toys for each verse)
- "The Big Door" (hold up fingers)
- "The Raindrops Fall" (spray bottle with water, or umbrellas)
- "He's Got the Whole World in His Hands" (ball, rainbow ribbons)

Scan QR code for all music:



PRAYER TIME

- Sing "I Talk to Jesus."

INTERACTIVE BIBLE STORY TIME

- Sing "Jesus Talks to Me." See weekly props and story suggestions.

MEMORY VERSE

- Hold Bible, sing **Scripture Song**, and say memory verse together: "Trust in the Lord with all your heart" (Proverbs 3:5).

OFFERING

- Sing "Hear the Money Dropping" as you collect the offering.

PARENT/CHILD ACTIVITY CRAFT

- Play quiet instrumental music while parents help their child with the craft.

GOODBYE

- Pray for the children and their families.
- Sing "I'm So Glad You Came." Wave goodbye.

VISÃO GERAL DO PROGRAMA

Um Resumo Simples do Programa é fornecido àqueles que precisam de um breve lembrete da sequência do programa.

12

Alive in Jesus Sabbath School Curriculum-BYBQ1

Beginner Program

Year B, Quarter 1



Each week the program will follow the same sequence.

WELCOME AND SENSORY TIME (5 TO 8 MINUTES)	RESOURCES
<ul style="list-style-type: none">• Warmly welcome each individual child and parent/caregiver.• Guide children to the sensory play areas.• Acknowledge and intentionally connect with parents/caregivers.• Learn all names of family members.• Foster a warm welcoming atmosphere (background music).• Display question for parents/caregivers to discuss about the quarterly theme, as possible.• Invite parents/caregivers to share prayer needs and pray together, for each other, and for the children.	<ul style="list-style-type: none">• Themed picture books• Noah's ark sensory box
PRAISE TIME (15 MINUTES)	RESOURCES
<p>Invite parents/caregivers to sit on the floor with their child (where possible) or behind their child's chair so that they can contribute to their child's Sabbath School time. Have props easily on hand to be able to transition through the songs to keep the children's attention. These songs and props for each child will form the majority of the program. As you transition between songs, be sure to focus on the quarterly theme: I can trust God. Sing these songs together, encouraging parents/caregivers to sing with you:</p> <ul style="list-style-type: none">• "Good Morning to You." Welcome children and parents by smiling and shaking hands. Today's story is a very exciting one! God asked Noah to build a big boat, an ark, for all the animals and the people who loved God to go inside.• "Noah Took a Hammer." Use pretend hammers and saws to help cut down trees and build the ark. Show the children an ark (on the mural or an "ark" box you have created).• "How Does My Garden Grow?" (Worms, bees, rain, sun.) Tell the children that God makes our garden grow by giving our gardens worms, bees, rain, and sunshine. As you sing, give the children props for each verse.• "God Will Make Them Grow." (Carrots, apples.) Place a cover over a planter box with toy/felt carrots in it. Pretend to put seeds into "soil." Invite children to pour empty water cans over the garden, then take off the cover. Invite the children to "pick" the carrots. They may also "pick" paper apples from a plant/tree.• "Better Together." Invite the children to place their "carrots" and "apples" into a basket or container. Talk about how it's good to help mommy and daddy. All the food was ready inside the ark. The animals then came out of the woods. Angels led them into the ark!• "Into Noah's Ark." As you sing each verse, give the children the following props (toy animals): bird, dog, cat, sheep, chicken. Invite the children to "walk" these animals into your ark. God would keep the animals safe. They had food and Noah's family to care for them. Noah asked everyone to come into the ark, but only Noah's family came.• "The Big Door." The ark was very big, and the door was so heavy that no one, other than an angel, could shut it. Noah and his family waited in the ark for 1, 2, 3, 4, 5, 6, 7 days (hold up fingers to count). And then it started to rain!• "The Raindrops Fall." Give each child an umbrella as you spray water gently around the room. Tell the children that the rain came down and the waters came up, up, up, and Noah, his family, and the animals were safe in the ark. <p>Explain that after it stopped raining, the waters went down. God let the ark rest on a mountain, and one day He opened the door. All the animals ran out! Then, when Noah said "Thank You" to God for keeping them safe, God sent a beautiful rainbow and promised never to flood the earth again.</p>	<ul style="list-style-type: none">• Wooden hammers and saws• Toy animals• Umbrellas and spray bottles• Ball/globe• Rainbow ribbons• Worms, bees, rain, sunshine props• Large "seeds," felt carrots, box for planting, plastic apple• Basket, container• Watering cans• Small birthday gifts



qr.caj_info_BB1Music

PROGRAMA DETALHADO

O programa completo oferece uma explicação detalhada para cada secção de aprendizagem, distribuições gerais de tempo e recursos necessários aos monitores.

PRAISE TIME (15 MINUTES)

- **"He's Got the Whole World in His Hands."** Have children and parents sit on the floor with a colorful ball to the children as you sing. Alternatively, give each child a stick of rainbow ribbons to wave in the air.
- **"We Have a Visitor"** or **"Happy Birthday"** for children who are visiting or have a birthday. You might like to have a small gift for these children to show them how loved they are.

PRAYER TIME (2 MINUTES)

Sing **"I Talk to Jesus"** and invite the children to kneel reverently, fold their hands, and pray their eyes. Pray a short prayer or ask them to repeat after you: **"Thank You, Jesus, for everything. We love You. Amen."**

INTERACTIVE BIBLE STORY TIME (5 MINUTES)

Say: God tells us lots of special stories in His book, the Bible. Give each child a card (black folded cardboard with "Bible" on the front and pictures inside) as you sing **"Talks to Me"**. Each week, choose one child to come forward to carefully open the Bible. Say: It's time for us to hear a story from the Bible of how we can be helped by Jesus. Let's see what's inside the story bag today. (Refer to the weekly **Interactive Bible Story Suggestions**. Learning goals are emphasized as a "say together" statement on the weekly Bible story poster as a reference as you share the Bible story, along with story bag items. You might also choose to read the weekly lesson narrative as part of the Interactive Bible Story Time.

MEMORY VERSE (2 MINUTES)

Sing the **Scripture Song: "Proverbs 3:5"** and invite parents and children to say the verse together: "Trust in the Lord with all your heart" (Proverbs 3:5).

OFFERING (3 MINUTES)

Sing **"Hear the Money Dropping"** and say: **"We bring our offerings to show Jesus how much we love Him. He will use our money to help others know about His wonderful love."** Have a different child each week to collect the offering.

CRAFT (10 MINUTES)

Share the Big Idea for the lesson this week. Hold up craft sample and explain to the children and parents how to make it and how it can remind us to trust in God. Alternately, you could have a collection of sticks, leaves, and other nature objects for parents and children to create a scene from this week's story with their child.

GOODBYE (3 MINUTES)

Tell the children how happy you are that they came to Sabbath School today. **Pray:** Pray for God to be very close to the children and their families in the week ahead. **Sing** together **"I'm So Glad You Came"** and wave goodbye to the children as they leave.

Interactive Bible Story Suggestions

STORY READINESS: Spend time in personal prayer each week while preparing and ask for God to lead you.

WEEK 1: GOD'S BIG LOVE

Story bag: Flower, picture of Noah

Say: **In the beginning God made the world, and it was beautiful! He made the sparkling rivers and dolphins that jump. He made hopping kangaroos and soaring eagles (do action for each thing God made).**

Ask: **What is your favorite animal that God made?**

Say: **In those days the people chose to follow God. They thanked Him for His big love when they looked at the colorful flowers (hold out flower). They used their hands to be kind to others (hold out hands). They sang happy songs to God. They spent time with Him and talked to Him as their best friend.**

Say: **But later the people forgot about God. They forgot to thank Him for His beautiful creation. They forgot to be kind and gentle, choosing unloving and selfish ways instead. They forgot to look after the world He gave them. They forgot to spend time with God.**

Open your Bible, point, and say: **The Bible tells us there was one special man who remembered God.**

Show children the picture of Noah. **Noah loved God. He talked to Him every day. He was kind and loving. He looked after God's wonderful creation. God was so happy with Noah. He had a special plan for Him!**

Say together: **I can remember God and spend time with Him!**

WEEK 2: NOAH, A FRIEND OF GOD

Story bag: Picture of friends, smiley face, sad face

While showing a picture of two friends, ask: **Do you have a special friend? What is your friend's name? What do you love to do with your friend?** (Ask a few children to share.)

Share what a true friend is like. Get children to copy you as you show the following friendship attributes.

Say: **Kind friends . . .**

- Smile
- Laugh
- Have gentle hands
- Use kind words
- Say, "You go first!"
- Wave hello and goodbye
- Say, "I'm sorry."

Say: **God can help us to be kind friends to each other because He is the best friend we can ever have!**

Open your Bible, point, and say: **Noah and God were special friends. When Noah was happy, he would talk to God (show happy face). When Noah was sad, he would talk to God (show sad face). When Noah was worried or excited, he would talk to God.**

Noah wanted His family to be friends with God too. He talked about God to everyone He met!

God wants to be your friend. He wants you to talk to Him when you are happy or sad . . . and all through the day!

HISTÓRIA BÍBLICA

Histórias bíblicas simples e condensadas são incluídas com sugestões de narração e adereços. Estas histórias refletem a história bíblica que foi estudada em casa.

Craft Resources

Each week the program will follow the same sequence.

WEEK	CRAFT	RESOURCES / SUPPLIES
1. God's Big Love Fold a piece of cardstock in half. An adult can trace around child's hand with their fingers closed. (Put their left little finger along the fold of the paper so it can open like a book). Cut out the hands and use a marker to write a prayer together inside the praying hands. Children can then decorate with crayons.		Cardstock Pencil Scissors Marker Crayons
2. Noah, A Friend of God Children can color the week 2 printable. An adult can help cut them out. Fold the praying person rectangle in half and tape the ends together. Children can slide the facial expressions up and down to show how they can pray to God anytime.		Week 2 printable on white cardstock Crayons Scissors Tape
3. God's Big Plan Children can trace around the week 3 printable ark with a colored marker. An adult can help them carefully rip around the edges. Using a soaked tea bag, children can dab all over the page to make it look old. Once dry, roll up the paper and tie with a ribbon.		Week 3 printable Colored marker Black tea bag Cup of water Ribbon
4. Noah Builds a Big Boat Children can color the week 4 printable, then glue craft sticks onto the ark outline.		Week 4 printable Crayons Craft sticks Craft glue
5. Come into the Ark! OPTION 1: Cut out red or pink hearts. Write "God Loves You" in black marker and punch holes around the heart. Wrap tape around the end of the yarn to make it easier to thread. Children can weave the yarn in and out of the holes, then tape the end of the yarn to the back. The children to give the heart to someone and tell them that God loves them!		Red or pink cardstock heart shape Black marker Hole punch Red or pink yarn Tape
OPTION 2: Dip blobs of paint onto cardstock heart fully slip inside a zip lock bag. It is best to colors for the paint. Children can then around with their fingers to color the dry, then write "God Loves You" in black ink. The children to give the heart to someone and tell them that God loves them!		Cardstock heart shape Poster paints Zip lock bag Black marker

TRABALHOS MANUAIS

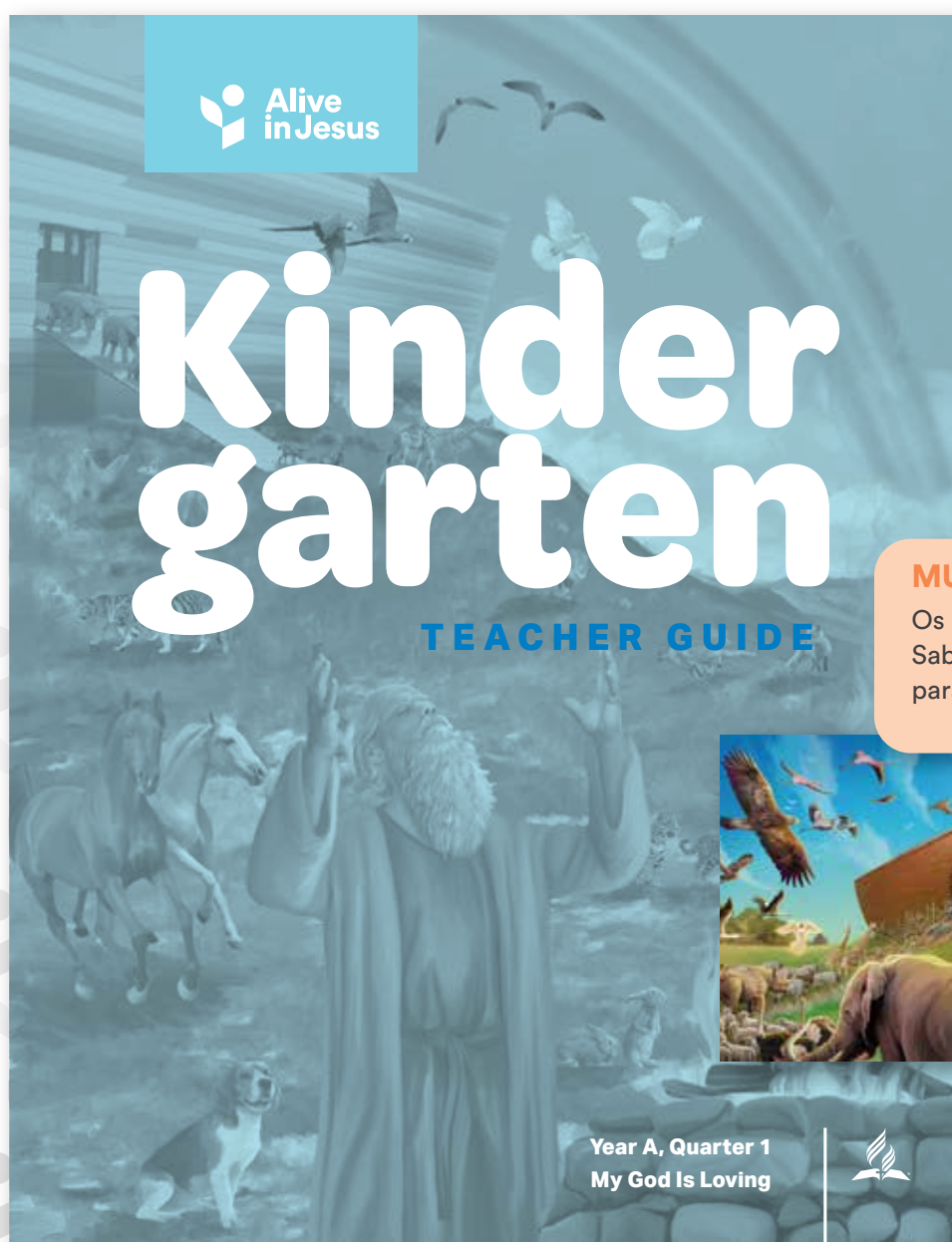
São fornecidos trabalhos manuais semanais simples para os pais fazerem com os seus filhos durante a Escola Sabatina. Modelos de manualidades, juntamente com uma lista de materiais e instruções passo a passo com imagens, são fornecidos nas lições.

Infantis

Auxiliar do Monitor

IDADE 4-6 ANOS

Todas as semanas, os Auxiliares do Monitor dos Infantis desdobram e reforçam o que as crianças aprenderam em casa. A história bíblica é compartilhada de forma clara, tendo em mente que nem todas as crianças a leram, mas também alargando as mensagens e a aplicação da história através de atividades e perguntas para debate para aqueles que estudaram em casa.



MURAIIS

Os murais da sala da Escola Sabatina estão disponíveis para descarregar no site.




Dear Sabbath School Teacher,

Then God hung a rainbow in the sky—a token of love in the new world. “What compassion for erring man, to place the beautiful, variegated rainbow in the clouds, a token of the covenant of the great God with man! This symbol in the clouds was to confirm the belief of

As you share this incredible story with the children this week, may they know and feel that God is always with them. When we know God is with us, we can endure difficulties that come our way. When we know God is with us, gratitude and praise can be on our lips.



You can print these collector cards for each child from the Alive in Jesus website, www.aliveinjesus.info.



8

Alive in Jesus Sabbath School Curriculum—KYAQ1

Todas as semanas, os monitores podem ler uma mensagem espiritual, escrita para os inspirar e ajudar a concentrarem-se, enquanto se preparam para dar a lição.

As crianças recebem um Cartão da Natureza com uma imagem da lição sobre a natureza e o versículo para memorizar. Estes cartões semanais são guardados na sala da Escola Sabatina, e são levados para casa no final de cada trimestre.

Tips for Telling Bible Stories in Sabbath School



"Teach me what I do not see" (Job 34:32).

1. Practice telling the Bible story as you would any other story. We want to show children that the Bible is living, powerful, true, and trustworthy, and that God has a special message for them personally in each story. Invest time into how you will communicate this most effectively to the children in your class. Remember:

- Learn the story and be so familiar with it that you can recall the different parts. Don't read it. Memorize an outline, select appropriate visuals according to the age of your audience.
- Change the pitch, tone, and speed as the action unfolds. Use action, enthusiasm, and appropriate gestures.
- Plan your opening sentence to catch the immediate attention of the children.
- Tell the events in a logical sequence. Don't tell unnecessary details (this will confuse and interrupt the story). The younger the audience, the fewer details are needed.
- Finish the story at the peak of interest. Don't speak too quickly, sermonize, summarize, or retell the story—children don't need this.

2. Tell the entire Bible story each Sabbath. Some children won't have read the lesson at home, and this might be the only opportunity for them to hear the story and learn its message.

3. Sabbath School should be a joyful, memorable place, where children learn about God and grow to love Him. We should prayerfully consider how to communicate God's sacred stories in clear, meaningful ways. Children should know that the Bible stories are true—not fables. Both the method and the message of communication should clearly support this idea. Role-playing can detract, create jealousy, and focus on performance rather than the Bible story.

4. Bring the Bible story alive by one or more of the following ways:

- **Peg people** and props. If possible, purchase some wooden pegs and paint or decorate them as wooden people to be used in some storytelling sections. Over time, you may like to add new people: Jesus, disciples, and other Bible characters. Encourage children to retell the Bible story to each other using these **peg people**. You may also like to display these in a regular place with other objects (animals, house, ocean—using colored materials or simple boxes) for children to

play with if they arrive early. Move these peg people and objects around on your fabric scene as you tell the story. Children can take turns doing this as you tell the story, and they can then retell the story in their own words. This is an effective method to teach children to recall, internalize, and share the story with someone else.

- Use the weekly **Program PowerPoint** as you tell the story. Pause to reference the emotions on the faces of the Bible characters, the backgrounds, and the details of the story. These pictures will stay in the minds of the children and help them to remember the story.
- **Felts** (younger children). Although felts are an older resource, they're helpful because you can unpack the story as it happens with visuals that will stay in the minds of children. Practice with your felts ahead of time so that you can be clear about the sequence and position of each one.
- **Dramatic storytelling** with objects. Use expression and various objects, sounds, and smells that use our five senses to make the story memorable and clear.

- **Alive in Jesus podcasts.** Invite the children to listen to one or two of the daily narratives of the Sabbath School rema listen hear at the

5. Pray effectively. You're

5

TRABALHOS MANUAIS

Encontrará uma visão geral dos trabalhos manuais trimestrais, com uma lista dos recursos necessários. Em cada Auxiliar do Monitor, encontrará instruções para cada trabalho, juntamente com imagens passo a passo de como fazer estas manualidades.



Quarterly Crafts

Kindergarten, Year A, Quarter 1

WEEK	CRAFT	SAMPLE	RESOURCES/SUPPLIES
1: A Brand-new World	Hanging Heart Nature Mobile		Cardboard heart shape, string, a variety of nature items you have collected, tape, scissors, craft glue (optional).
2: Life in God's Garden	Play-dough Garden Scene With Adam and Eve		Blue and green playdough, paper or plastic plates, nature items (e.g., small sticks, tree nuts, small stones, leaves, flowers). If unable to access nature items, use craft supplies such as craft sticks, felt, pipe cleaners, paper.
3: The Sabbath	Sabbath Vase Picture		White cardstock, green paper strips, colored fabrics, colored tissue paper, craft glue, and scissors. Option 2: small glass jars, acrylic paints, paintbrush, water, and smocks (to cover clothing).
4: Lucifer's Sad Choice	Sunflower		Paper plate, large craft stick or cardboard tube, yellow and green paint or crayons, nontoxic craft glue, tape, sunflower seeds.
5: Adam and Eve Choose	Standing Trees (Before Sin/After Sin)		Week 5 craft template, cardboard tube, two small paper plates, green and brown crepe/tissue paper, colored pencils, scissors, and glue/stapler.
6: Cain and Abel	Card		Cardstock, watercolor paints or markers, paper towel or napkin squares, paintbrush.
7: Noah Builds an Ark	Talking Noah		Cardboard tube, colored fabric, rubber band, ribbon or string, red paper, cotton ball, craft stick, googly eyes, craft glue, and scissors.
8: A Rainbow Promise	Rainbow Pop-up		Week 8 craft template, sheet of blue cardstock, colored markers, scissors, glue.
9: The Tall Tower	Paper People From Different Countries		Paper people cutouts, craft glue, scissors, craft sticks, fabric/colored paper, tape, scissors, pictures of children from different countries for inspiration.
10: Abram, Man of Faith	Globe Skimmer Dragonfly		Sheet of paper, narrow leaves you have collected, two craft sticks, markers, craft glue, googly eyes (if available), pipe cleaner/chenille stem.
11: Abram Lets Lot Choose	Paper Plate Honoring Crown		Extra-large paper plates, scissors, markers, craft glue, sticker jewels or printable jewels and shapes cut out of paper or contact paper.
12: A Brave Rescue	Create and Decorate a Tithe Envelope		Sheet of colored paper, stickers and colored shapes, markers, tape, scissors, and ribbon or string.
13: Baby Isaac	Starry Sky Picture		Black paper, chalk, colored paper, silver star stickers (if available), week 13 craft templates, glue.

7

Alive in Jesus Sabbath School Curriculum—KYAQ1

ANTES DE ENSINAR

Saiba como preparar o seu programa da Escola Sabatina com o resumo semanal.

VISÃO GERAL SEMANAL

Esta visão geral semanal orienta o monitor e descreve informações importantes sobre a lição.

Program Preparation

Opening Activities

Option 1: source colored crepe paper, paper, or ribbon, tape, and sticks.

Option 2: source rectangular pieces of paper, crayons, tape, and sticks.

Note: You may like to make extras so that all children are able to participate when rainbow sticks are used during the lesson.

Source items for **Secret Surprise Box**: an "ark bottle" made with a clear bottle that has blue water (drop of blue food coloring, optional) and a cork floating inside it (or something else that floats).

Source a birthday gift of your choice to give to a child with a birthday this past week.

Tell the Story

Source suggested **Storytelling Props**: "Ark bottle"; blue fabric; cardboard box "ark"; two bird puppets (one black, one white) or soft toys or pictures on craft sticks; branch/rocks/block for altar; toy animals; green fabric; and the rainbow sticks children made before Sabbath School.

Source a **felt set** or the **Program PowerPoint**.

Source items for **Story Explorer Box**: a rainbow stick and a large piece of cardstock/poster you have created with the words "Yes, God was always with them!"

Nature/Mission

Print for each child **Nature Card 8: Emperor Shrimp**.

Craft Materials

Source **week 8 craft template**, sheets of **blue cardstock**, **colored markers**, **scissors**, **glue**.

Source a bubble wand and bubble mixture.

What Do I Need?

Kindergarten

YEAR A • QUARTER 1

My God Is Loving

- WEEK 1 A Brand-new World
- WEEK 2 Life in God's Garden
- WEEK 3 The Sabbath
- WEEK 4 Lucifer's Sad Choice
- WEEK 5 Adam and Eve Choose
- WEEK 6 Cain and Abel
- WEEK 7 Noah Builds an Ark
- WEEK 8 **The Rainbow Promise**
- WEEK 9 The Tall Tower
- WEEK 10 Abram, Man of Faith
- WEEK 11 Abram Lets Lot Choose
- WEEK 12 A Brave Rescue
- WEEK 13 Baby Isaac

Week 8

A Rainbow Promise

Bible Reference: **Genesis 7**

Big Idea God is loving. He is always with me.

Memory Verse "I will never leave you nor forsake you" (Hebrews 13:5b).

References *Patriarchs and Prophets*, pp. 95-103, 105, 106

Fundamental Beliefs Some aspects of the following fundamental beliefs are reflected in this lesson:
3. The Father
8. The Great Controversy
10. The Experience of Salvation
11. Growing in Christ

Word of the Week **Save**: To rescue or free someone, or something, from danger or hurt.

Lesson Summary True to His word, God sent a worldwide flood to cleanse the earth from sin. His offer to save was accepted only by Noah and his family, who entered the safety of the ark. God also guided animals—in pairs and seven pairs—into the ark. God is our loving God who saves. God was with Noah and his family throughout the storm. He cares, guides, and provides. He set a rainbow in the sky to remind them of His loving promises.

Learning Goals The children will:
Know that we can trust God to always be with us.
Feel grateful that God is always with us in every situation.
Respond by thanking God for always being with us.

te (www.aliveinjesus.info)



Additional Resources to Source

- ☐ Colored crepe paper or rectangular pieces of paper, paper, or ribbon. Crayons, tape, and sticks.
- ☐ Offering container
- ☐ Bell or sound maker
- ☐ Secret Surprise Box: "Ark bottle."
- ☐ Story Explorer Box: a rainbow stick and a large piece of cardstock/poster you have created with the words, "Yes, God was always with them!"
- ☐ Storytelling Props: "Ark bottle," blue fabric, cardboard box "ark," two bird puppets (one black/one white) or soft toy or pictures on a craft stick, branch, toy animals, green fabric, rocks or blocks for an altar, and the rainbow sticks children made before Sabbath School.
- ☐ Craft materials (see above)
- ☐ Bubble wand and mixture

LISTAS DE VERIFICAÇÃO DA LIÇÃO

Os monitores sabem exatamente o que precisam de preparar para cada semana consultando estas duas listas. A primeira lista mostra o que pode ser descarregado do site *Vivos em Jesus*, enquanto a outra é uma lista de materiais que os monitores precisam de adquirir.

Simple Program Outline

Big Idea: God is loving. He is always with me.

Kindergarten, Year A, Week 8

EARLY ARRIVALS
<ul style="list-style-type: none"> Make a rainbow stick (two options). Listen to "It's About Love" or a worship song of your choice. The program.
WELCOME AND SONGS
<ul style="list-style-type: none"> Welcome Songs <ul style="list-style-type: none"> "Good Morning, Jesus" "Our God is Amazing" "Missionary, Missionary" "Happy Birthday" for any child with a birthday this past week "Visitor Song" and acknowledgment
OFFERING, PRAYER, MEMORY VERSE
<ul style="list-style-type: none"> Share a Mission Fast Fact. Collect offering and sing "For Jesus." Show and color Offering Chart. Sing "Let's Pray" song, then pray. Sing "The Greatest Treasure" or another song about the Bible. C Memory Verse and Scripture Song: "I will never leave you nor forsake you."
SECRET SURPRISE BOX (GET READY FOR THE STORY)
<ul style="list-style-type: none"> Activity: Create an "Ark Bottle" which shows a cork floating in water. Share the Big Idea: God is loving. He is always with me.
TELL THE STORY
<ul style="list-style-type: none"> Pray, then use the Storytelling Props and Program PowerPoint.
STORY EXPLORER BOX (UNPACK THE STORY)
<ul style="list-style-type: none"> Activity: Mime and callback: "Yes, God was always with them!" Repeat Big Idea: God is loving. He is always with me.
NATURE/MISSION
<ul style="list-style-type: none"> Nature Collector Card 8: Emperor Shrimp Nature Lesson: "Better Together"
CRAFT
<ul style="list-style-type: none"> Craft: Rainbow Pop-up Review: Use craft to share story/Big Idea. Mission Challenge: Tell this week's Bible story (in your own words) Sing "Goodbye Song." Pray: (Blow bubbles over the children as they leave.)

85

PROGRAMA SIMPLES

Este resumo de uma página descreve as diferentes partes do programa e fornece aos monitores um roteiro básico. A música e os recursos estão destacados em negrito ao longo do texto.

GANCHO

Antes de partilhar a história bíblica, encontrará uma atividade para envolver as crianças e estabelecer o contexto da lição.

Full Program Outline

Big Idea: God is loving. He is always with me.

EARLY ARRIVALS (10 MINUTES BEFORE SABBATH SCHOOL BEGINS)

CONNECT: Warmly welcome each child by name as they arrive. Ask them about their favorite color and why they like it.

DO: Sit together and make a rainbow stick while listening to "It's About Love" in the background.

Option 1: Tape strips of colored paper, crepe paper, or ribbon onto a stick.

Option 2: Draw stripes of rainbow colors on a paper rectangle and tape it onto a stick.

As the children work, ask:

- What feeling could each color remind you of? (Yellow: happy, Green: growing, Blue: sad, Purple: brave, Red: angry.)
- Which colors remind you of Noah in last week's story? Why?

SING: Transition into the Sabbath School program by singing "Pack it Up."

WELCOME AND SONGS (5 MINUTES)

WELCOME: Warmly welcome the children again to Sabbath School today and tell them how happy you are to see them.

SING: Sing the following songs with actions and props:

- "Good Morning, Jesus"
- "Our God is Amazing"
- "Missionary, Missionary"
- "Happy Birthday" for any child with a birthday this past week
- "Visitor Song" and acknowledgment

OFFERING, PRAYER, MEMORY VERSE (6 MINUTES)

SHARE: Share a **Mission Fast Fact** about where the offering is going this quarter.

GIVE: Sing "For Jesus" and invite a child to collect the offering in your offering container. After the money has been counted by an adult, invite a child to color the next section of your **Offering Chart** to show how much has been collected this quarter.

PRAY: Sing "Let's Pray." Then pray that God will take the offering to be used where it is most needed and ask Him to help the children understand the special story you will learn about today.

SING and DISCUSS: Invite a child to hold the special class Bible. Sing "The Greatest Treasure."

- How do we know that God is always with us? (The Bible tells us!)

Show the children how to find the **memory verse, Hebrews 13:5b. Say it together:** "I will never leave you nor forsake you." Listen to, and then sing, the **Hebrews 13:5b Scripture Song** together.

SECRET SURPRISE BOX (7 MINUTES)

DO: Ring your **bell** or **sound maker**. Invite a child to open the **Secret Surprise Box** to find a cork floating on blue water inside a bottle. Explain that this "ark bottle" is going to be used in our story today (rock it back and forth).

DISCUSS: Hold a **rainbow stick** and share how the color **yellow** makes you feel happy because God shows in today's story that He is always with us, even in an ark bobbing around on a tossing sea. (Wiggle your "ark bottle.")

SHARE: Invite the children to stand up and repeat the **Big Idea** after you: **God is loving. He is always with me.**

TELL THE STORY (10 MINUTES)

SHARE: Pray, asking God to help the children understand today's story. Then share the story "A Rainbow Promise" in an interactive and engaging way using the **storytelling suggestions** and **Program PowerPoint**.

87

CABEÇA

A história bíblica está no centro do programa de ensino. É principalmente dirigida pelo monitor, pois as verdades da história bíblica são partilhadas de uma forma significativa e envolvente.

PROGRAMA DETALHADO

O programa completo explica com mais detalhes as canções, atividades, perguntas, trabalhos manuais, histórias missionárias, Lições sobre a Natureza e a dinâmica da sala da Escola Sabatina que apoiam os monitores enquanto levam as crianças a conhecer e amar Jesus.

Nature Lesson

Focus: The emperor shrimp feels safe with the sea slug—they are always together.

Better Together

• Can you name some creatures that live under the sea?

• Have you ever seen these two sea creatures? (Show picture.)

There are lots of things in nature that are better together. The emperor shrimp and the nudibranch (pronounced new-di-brank), otherwise known as a sea slug, are great on their own, but even better together.

• Which one is the emperor shrimp?

nt to each in the picture.)
paper clip.
ig front legs called claws.
less than an inch (two centimeters) tall.
he sea slug to protect it. You will never see an emperor shrimp all
lug—the most brightly-colored, slowest-moving creature in the
ug can hurt them with its stinging gills, so they stay away.
th the sea slug or inside its stinging gills, where it is completely safe.
and, causing little pieces of food to float up to where the
inch, and dinner.
most pleasant rides in the sea—all thanks to its friend, the sea

keeps it safe and gives it food.)

oah and God? (Noah was "better together" with God. God never
e ark.)

er together: you and God! God knows what you need and
ght for you to enjoy every day. He also sends His angels to protect
u stay away from danger. No matter how you look at it—life is just
ust!

ne.

LIÇÕES SOBRE A NATUREZA E MISSÃO

A cada duas semanas, encontrará uma lição sobre a natureza ou uma história missionária que reforça a Grande Ideia. Estas lições foram cuidadosamente selecionadas para reforçar a mensagem a ser levada.

CORAÇÃO

Depois de partilhar a história bíblica, várias atividades permitem que as crianças se convençam pessoalmente do que aprenderam. Um dos principais objetivos do *Vivos em Jesus* é a conversão das crianças e dos seus pais.

MÃO

Os desafios missionários semanais tornam as lições bíblicas pessoais e práticas para as crianças pequenas experimentarem na semana seguinte.

STORY EXPLORER BOX (5 MINUTES)

DO: Ring your **bell** or **sound maker**. Invite a child to open the **Story Explorer Box** to reveal a rainbow stick and a card/poster that says "Yes, God was always with them!" Practice saying this phrase enthusiastically with the children. They will say it in response to your question after they have mimed each of the activities below.

1. **"The animals are hungry!"** (Mime feeding animals.)

Teacher: "Was God with Noah and his family when they fed the animals?"

Children: "Yes, God was always with them!"

2. **"The wind's getting stronger!"** (Wave arms side to side.)

Teacher: "Was God with them when the wind was getting stronger?"

Children: "Yes, God was always with them!"

3. **"The rain's falling harder!"** (Slap hands on thighs.)

Teacher: "Was God with them when the rain was falling harder?"

Children: "Yes, God was always with them!"

4. **"We can leave the ark!"** (Mime excitement.)

Teacher: "Was God with them when they stepped onto dry land?"

Children: "Yes, God was always with them!"

Teaching Point: God was with Noah and his family in the ark on the stormy sea, when they came out of the ark, and when they saw His beautiful rainbow promise in the sky. God will always be with us too!

Invite the children to wave their rainbow sticks as they repeat the **Big Idea: God is loving. He is always with me.**

NATURE/MISSION (3 MINUTES)

NATURE LESSON and NATURE COLLECTOR CARD: Share the **Nature Lesson**: "Better Together." Give each child **Nature Card 8: Emperor Shrimp** to place in their Nature Collector Bag.

CRAFT (15 MINUTES)

CRAFT: Create the **Craft Activity: Rainbow Pop-up**. Talk about God's special promise to Noah and review the memory verse again as you do this.

REVIEW: God sent a rainbow to remind Noah's family of His promise. Noah thanked God for the colorful rainbow. The colors in the rainbow can remind us to say "Thank You" to God too.

• **As you think about our story today, what would you like to thank God for?** (Always being with us, helping us to wait patiently, for always keeping His promises.)

• Encourage the children to either **give their craft away** or use it to tell someone new the story of Noah.

Repeat the **Big Idea: God is loving. He is always with me.**

MISSION CHALLENGE: Tell this week's Bible story (in your own words) to someone in your family using toys or blocks.

SING: Sing **"Goodbye Song."** Share that next week we will be learning about some proud people who built a tall tower.

PRAY: Invite a child to pray from their heart in response to what has been learned this week. As the children leave, **blow colorful bubbles over them** as a reminder to trust God's promises.

VIVA!

A aprendizagem é sempre mais eficaz e mais provável de ser retida quando acompanhada de alegria. Cada programa inclui estes momentos para que as crianças desejem sair da Escola Sabatina com alegria nos seus corações.

Alive in Jesus Sabbath School Curriculum-KYAQ118

Craft

Rainbow Pop-up

What you need:

Week 8 craft templates, sheet of blue cardstock, colored markers, scissors, and glue (1).

Preparation instructions:

- Cut out the templates.
- Fold the blue cardstock in half.

Create it together:

- Color the circle and glue onto the front (2).
- Fold the rainbow template in half (vertically) and repeat another three times (3).
- Unfold and then refold along each crease, accordion-style (4).
- Fold in half lengthwise and glue together to make a fan (5).
- Open the card and glue the ends of the rainbow fan to either side of the card (6).
- Glue the promise clouds inside the card (6).



HISTÓRIA BÍBLICA

A história bíblica está no centro do programa. São oferecidos aos monitores outros apoios, tais como: uma narrativa resumida; adereços; leituras bíblicas; perguntas para debate; e instruções de PowerPoint com imagens.

Tell the Story A Rainbow Promise

Big Idea: God is loving. He is always with me.

As you prepare to share this story, please read the student guide for the full, detailed narrative. Include additional props as needed, depending on what you have available. To maximize engagement, avoid reading the story to the children. See the storytelling suggestions at the front of this publication.

Storytelling Suggestions

- Use a **cardboard box "ark"** with a flap door that you have precut, ready for **toy animals** to go inside.
- Children make **animal sounds** as they "walk" toy animals onto the "ark."
- Use **puppets, toy birds, or birds on craft sticks** (one black, one white) for the raven and dove.
- Have a **branch** for the white bird to bring back to Noah.
- Children hold the edges of **blue fabric** and create a "stormy sea" with the "ark bottle" in the center.
- Place **green fabric** down as land appears.
- Children use **flat rocks or blocks** to make an altar with you.
- Children wave their **rainbow sticks**.
- Show the **►** pictures from the student guide as you tell the story (**week 8 Program PowerPoint**).
- Use a **felt set**, if available, and expressive tones and actions to engage the children's interest.

Pray: Before you begin, pray. Ask God to help everyone understand today's Bible story. By doing this, you will model how important it is to pray to invite God to teach us from His living Word before we read the Bible.

TELL THE STORY: QUICK CUES

- God told Noah, "Come into the ark." People made fun of Noah and his family.
- The animals marched into the ark—in pairs of twos and seven pairs of the same kind (males and females). (**Toy animals, into box ark.**)
- God shut the door of the ark (**use your arms to close the door**).
- After seven days the rains poured down and water came up through the earth. Noah and his family were safe in the ark—God was with them. (**Clap hands for rain, blue fabric for stormy sea, "ark bottle" in the center.**)
- After 40 days the rain stopped. Water covered the whole earth! Noah, his family, and the animals were safe (**blue fabric is still**).
- God sent a wind to blow the water away. The ark landed on a mountain.
- Was it time to leave? Noah sent a raven, and later a dove, into the sky. Would they find a new home? No, they both came back to the ark (**toy birds, ark**).
- After a week Noah sent out the dove again. It came back with a leaf branch. The waters were going down! (**White bird, ark, small branch.**)
- God opened the big ark door. Noah and his family went outside and made a thank-You altar to God. (**Green fabric, "walk" all the animals out of the ark, stones/blocks to make an altar.**)
- God made a rainbow—a promise and reminder that He would never flood the whole earth again. (**Children wave rainbow sticks.**)

TELL THE STORY

- God said to His friend Noah, "You and your family go into the boat" (Genesis 7:1, ICB). It was time! The ark was well-made and ready to float. God was ready to wash the world clean from evil. Sadly, the people didn't believe God would send a flood. They made fun of Noah.
- Suddenly something stopped the noisy crowd. What was happening? A big parade of animals was coming! (**Give children animals to bring into the toy "ark."**) Some animals came in two of the same kind; and some, in seven pairs of

ARTE SEMANAL

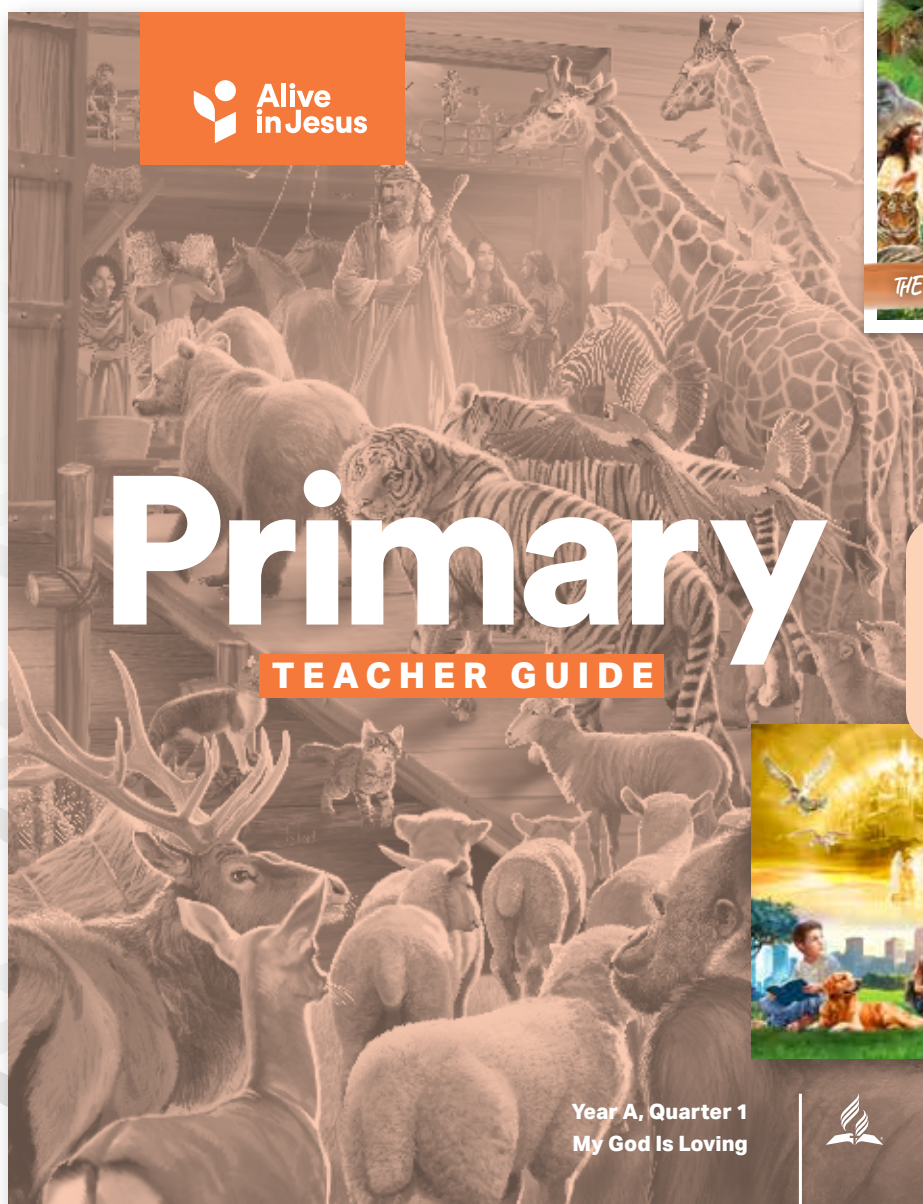
É apresentada uma explicação simples, juntamente com imagens passo a passo.

Primários

Auxiliar do Monitor

IDADE 7-9 ANOS

Seguindo a mesma estrutura dos Auxiliare do Monitor dos Infantis, a classe dos Primários inclui um Programa Simples e um Programa Completo, a História da Bíblia com atividades, trabalhos manuais, Lições sobre a Natureza, histórias missionárias, Cartões Colecionáveis de Personagens da Bíblia, Canções das Escrituras, música do programa, podcasts e outros recursos.



MURAIIS

Os murais da sala da Escola Sabatina estão disponíveis para descarregar no site.



ESTRUTURA DO PROGRAMA

Os Auxiliares do Monitor dos Primários seguem uma estrutura semelhante à dos Auxiliares do Monitor dos Infantis, mas incluem mais profundidade e rigor. Para ler o programa completo, visite o nosso [site](#).

Simple Program Outline

Big Idea: We are God's special creation, made in His image.

Primary, Year A, Week 2

EARLY ARRIVALS
<ul style="list-style-type: none"> Play "When God Speaks" or worship songs of your choice. Trace face profiles
OPENING ACTIVITIES (10 MINUTES)
<ul style="list-style-type: none"> Welcome Songs <ul style="list-style-type: none"> "God Is Our Creator" "Be Still, Be Silent" Pray. Bible Focus: Sing "The Books of the Bible" and share Bible Fast Facts. "Thank You, Jesus," offering collection, Offering Chart, and Mission Fast Fact. "Visitor Song" "Happy Birthday"
FOCUS ACTIVITIES (5 MINUTES)
<ul style="list-style-type: none"> Nature table and magnifying glasses Compare God's nature with human-made materials: God of order vs. man of chaos Share the Big Idea: We are God's special creation, made in His image.
BIBLE STORY (15 MINUTES)
<ul style="list-style-type: none"> Activity: Sort animal pictures (animal roles/blessing to people). Discuss: What is the importance of animals to people and our world?
UNPACK THE STORY (5 MINUTES)
<ul style="list-style-type: none"> Activity: Sculpt a play-dough person—only God can create life. Discussion: Psalm 139:14 ("fearfully and wonderfully made")
TIE IT ALL TOGETHER (20 MINUTES)
<ul style="list-style-type: none"> Character Card 2: Adam and Eve Memory Verse and Scripture Song: "Genesis 1:27" (Answer questions) Option: Memory verse in pairs Nature Lesson: "Eye See" Sticky note "Thank You" to God beside Creation poster Craft: Creation bookmark Sing "God Bless You." Mission Challenge: Share God's special gift of the Sabbath with your family by praying together about whom the children could invite to Sabbath family worship next Sabbath. The gift of Sabbath shouldn't be kept only for ourselves. Prayer

Bible Story

Big Idea: We are God's special creation, made in His image.

As you prepare to share this story, please read the story with engagement, avoid reading the story to the children.

Storytelling Suggestions	<p>Show the picture your cues and the story—facedown. You may like to show shapes on the ground. Source and show for a quick name.</p>
---------------------------------	--

Pray: Ask God to help everyone understand today's story and to invite God to teach us from His living Word before we begin.

TELL THE STORY

► Flowers and trees swayed in the gentle breeze. The earth was filled with animals!" (Genesis 1:24, ICB).

At God's command, horses galloped, snakes slithered, and birds lived together happily.

What did God mean when He said the animals were designed to have babies just like themselves? Go to the **Animal Cards** you have set aside—mother and child.

When God created animals, He knew they would be under their seats. How are they different?

► He created some animals to help us, such as horses and monkeys, help the planet. They spread seeds and need to breathe and live.

People should care for the animals. Animals can teach us how hard ants work and learn from them.

Other animals bring us joy because of how they look, sing, and dance. Parrots that learn to talk.

God designed some animals to be our loving, loyal friends. They can remind us of God's love for us, which never changes.

(Note: take no longer than five minutes to do the story.)

DO Display and read each **Animal Card** (on five separate cards):

- God created animals to help us.
- God created some animals to bring us joy.
- God created some animals to be our special friends.

Invite children to place each of their animal pictures beside the label that best fits. Encourage them to discuss their choices with others to clarify their thinking and reasoning. As a group, review each child's choice and collection of animal pictures.

► **Animals are a blessing to us. How are we to be a blessing to the animals?** (We can care for them.)

Full Program Outline

Big Idea: We are God's special creation, made in His image.

EARLY ARRIVALS (10 MINUTES BEFORE SABBATH SCHOOL BEGINS)

LISTEN: Play the song **"When God Speaks"** or another worship song of your choice quietly in the background.

CONNECT: Take time to talk to each child individually as they arrive. Let them know that you care about them and that you are glad they have come.

DO: Invite children to pair up to create face profiles. One child can lie down on their side while another traces around their head with a pencil. Then swap.

OPENING ACTIVITIES (10 MINUTES)

WELCOME: Bring the children together and welcome them as a group. Show some profiles from early arrivals and ask them to guess which profile belongs to each person.

SING: Sing **"God Is Our Creator."** Ask the children if they have anything special they would like the group to pray about. Sing the prayer song, **"Be Still, Be Quiet."**

PRAY: Invite several children to pray, remembering to pray for the special requests.

BIBLE FOCUS: Sing **"The Books of the Bible"** song while referring to the list of the books in order. Tell the children that if they'd like to, they can also listen to this song at home.

Share a **Bible Fast Fact:** There are 66 books of the Bible. The Old Testament has 39 books, and the New Testament has 27 books.

GIVE: Have a child collect the offering as you all sing **"Thank You, Jesus."** Later, after the money has been counted by an adult, invite a child to color the next section of your **Offering Chart** to show how much has been collected this quarter. Then share this week's **Mission Fast Fact** about this quarter's mission project. Say a short prayer for God to bless and take the offering to where it's most needed.

SING: Warmly welcome any visitor and sing the **"Visitor Song."** Sing **"Happy Birthday"** to a child who has had a birthday this week, and pray for God to bless them.

FOCUS ACTIVITIES (5 MINUTES)

DO: Distribute a **magnifying glass** to each child and give them several minutes to explore the details in the nature objects on your **Nature Table**. Encourage them to notice the closeup texture, color, shape, patterns, etc. in each natural object.

VIEW: Then compare these natural objects with human-made materials by looking at the **Nature Closeup Pictures**. Talk about the beautiful colors and detailed patterns on the **peacock feathers** when they are magnified. Show a piece of smooth **paper** and have children feel it before showing the picture of magnified paper.

DISCUSS: • **What do you think the paper will look like when it's magnified?** (Accept all answers, then show the picture.)


• **When you look at what God has created and compare it to what people have created, what do you notice?** (God's creation is intricate, beautifully detailed, and patterned—even when highly magnified. Man's creation is random, disorderly.)


• **What did this comparing activity tell you about God?** (He is a God of order, beauty, intricate design, and careful thought.)

READ: Read the **Big Idea** together from the whiteboard/poster paper: **We are God's very special creation, made in His image.**

**“Eu habitarei neles e
andarei entre eles.
Eu serei o seu Deus,
e eles serão o meu povo.”**

II CORÍNTIOS 6:16



The logo consists of a white circle above a stylized white shape that resembles an open book or a flame.

Vivos em Jesus



Aceda a Alive in Jesus no seu dispositivo móvel! Pesquise “Escola Sabatina” para encontrar a aplicação oficial da Escola Sabatina e Ministérios Pessoais da CG



Encontre mais informações sobre o Vivos em Jesus, incluindo todos os guias para alunos e professores, músicas, podcasts, vídeos de formação e outros recursos associados em

www.aliveinjesus.info



Um recurso oferecido pelo Departamento de Escola Sabatina e Ministérios Pessoais da Conferência Geral dos Adventistas do Sétimo Dia. Copyright © 2025 Corporação da Conferência Geral dos Adventistas do Sétimo Dia.